


# Highlights of FY23.



**\$11.2 billion**

IT SERVICES REVENUE

⬆️ 11.5%

**15.7%**

IT SERVICES OPERATING MARGIN



**115%**

OPERATING CASH FLOW BY NET INCOME

Two consecutive quarters of total bookings over **\$4.1 billion** each




**\$3.9 billion**

LARGE DEAL TCV  
Closed 55 large deals

⬆️ 67%

**36.4%**

WOMEN EMPLOYEES



**144**

NATIONALITIES IN THE WORKFORCE



**769**

PERSONS WITH DISABILITIES  
(Based on voluntary self-declaration)

**1,312**

PATENT GRANTED TILL DATE


**₹3,675 million**

R&D EXPENSES

⬆️ 26%

**₹2,157 million**

CSR SPEND



**13.6%**


DIVERSE SUPPLIER SPEND  
(% of total spend on products and services)

**45,000**

TOTAL EMPLOYEES ENGAGED WITH WIPRO CARES  
(Volunteering or monetary contribution or both)

**60%**

RENEWABLE ENERGY  
(% of total consumption)



**97%**

WASTE AVOIDED FROM BEING SENT TO LANDFILL



**37%**

WATER RECYCLED  
(% of total water consumption)