

**INDEPENDENT AUDITORS' REPORT**

To the Board of Directors of Capco Greece Single Member Private Company

**Report on the Audit of the Special Purpose Financial Statements**

**Opinion**

We have audited the accompanying special purpose financial statements of Capco Greece Single Member Private Company ("the Company"), which comprise the Balance Sheet as at 31 March 2026, and the Statement of Profit and Loss (including Other Comprehensive Income), the Statement of Changes in Equity and the Statement of Cash Flows for the year then ended, and a summary of significant accounting policies and other explanatory information (herein after referred to as "the Special Purpose Financial Statements"). As explained in Note 2 (A) to the Special Purpose Financial Statements, these Special Purpose Financial Statements include limited information and have been prepared by the Management of Wipro Limited ("the Parent") solely for inclusion in the annual report of Wipro limited for the year ended 31 March 2026 under the requirements of section 129(3) of the Companies Act, 2013, in accordance with the accounting policies of the Parent and in compliance with the recognition and measurement principles laid down in Indian Accounting Standards prescribed under section 133 of the Act read with the Companies (Indian Accounting Standards) Rules, 2015, as amended, ("Ind AS").

In our opinion and to the best of our information and according to the explanations given to us, the aforesaid special purpose financial statements give a true and fair view in conformity with the basis of presentation referred to in Note 2 (A) to the Special Purpose Financial Statements, of the state of affairs of the Company as at 31 March 2026, and profit and other comprehensive income, changes in equity and its cash flows for the year ended on that date.

**Basis for Opinion**

We conducted our audit in accordance with the Standards on Auditing (SAs) specified under section 143(10) of the Act. Our responsibilities under those Standards are further described in the Auditor's Responsibilities for the Audit of the Special Purpose Financial Statements section of our report. We are independent of the Company in accordance with the Code of Ethics issued by the Institute of Chartered Accountants of India (ICAI) and we have fulfilled our other ethical responsibilities in accordance with these requirements and the Code of Ethics. We believe that the audit evidence we have obtained is sufficient and appropriate to provide a basis for our opinion on the Special Purpose Financial Statements.

**Basis of Accounting and Restriction on Use**

Without modifying our opinion, we draw attention to Note 2 (A) to the Special Purpose Financial Statements. The Special Purpose Financial Statements are prepared for inclusion in the annual report of Ultimate Holding Company under the requirements of section 129(3) of the Companies Act, 2013. As a result, the special purpose financial statements may not be suitable for any other purpose. Our report is intended solely for the company and Wipro Limited and should not be distributed to or used by parties other than the company and Wipro Limited.



#### **Management Responsibility for the Special Purpose Financial Statements**

The Company's management and Board of Directors are responsible for the matters stated in section 134(5) of the Act with respect to the preparation of these special purpose financial statements that give a true and fair view of the financial position, financial performance and total comprehensive income, changes in equity and cash flows of the Company in accordance with the accounting principles generally accepted in India, including the Indian accounting Standards (Ind AS) prescribed under section 133 of the Act. This responsibility also includes maintenance of adequate accounting records in accordance with the provisions of the Act for safeguarding the assets of the Company and for preventing and detecting frauds and other irregularities; selection and application of appropriate accounting policies; making judgments and estimates that are reasonable and prudent; and design, implementation and maintenance of adequate internal financial controls, that were operating effectively for ensuring the accuracy and completeness of the accounting records, relevant to the preparation and presentation of the special purpose financial statements that give a true and fair view and are free from material misstatement, whether due to fraud or error.

In preparing the special purpose financial statements, management and Board of Directors are responsible for assessing the Company's ability to continue as a going concern, disclosing, as applicable, matters related to going concern and using the going concern basis of accounting unless management either intends to liquidate the Company or to cease operations, or has no realistic alternative but to do so.

The Board of Directors are also responsible for overseeing the Company's financial reporting process.

#### **Auditors' Responsibilities for the Audit of the Special Purpose Financial Statements**

Our objectives are to obtain reasonable assurance about whether the special purpose financial statements as a whole are free from material misstatement, whether due to fraud or error, and to issue an auditors' report that includes our opinion. Reasonable assurance is a high level of assurance but is not a guarantee that an audit conducted in accordance with SAs will always detect a material misstatement when it exists. Misstatements can arise from fraud or error and are considered material if, individually or in the aggregate, they could reasonably be expected to influence the economic decisions of users taken on the basis of these special purpose financial statements.

As part of an audit in accordance with SAs, we exercise professional judgment and maintain professional skepticism throughout the audit. We also:

- Identify and assess the risks of material misstatement of the special purpose financial statements, whether due to fraud or error, design and perform audit procedures responsive to those risks, and obtain audit evidence that is sufficient and appropriate to provide a basis for our opinion. The risk of not detecting a material misstatement resulting from fraud is higher than for one resulting from error, as fraud may involve collusion, forgery, intentional omissions, misrepresentations, or the override of internal control.
- Obtain an understanding of internal control relevant to the audit in order to design audit procedures that are appropriate in the circumstances on whether the company has adequate internal financial controls with reference to the special purpose financial statements in place and the operating effectiveness of such controls.
- Evaluate the appropriateness of accounting policies used and the reasonableness of accounting estimates and related disclosures made by management.

**Appaji & Co.**  
Chartered Accountants

Flat 201, Mounica Royale Apts,  
Sarjapur road, Bellandur  
Bengaluru, 560103  
Email id - appajiandco@gmail.com

- Conclude on the appropriateness of management's use of the going concern basis of accounting and, based on the audit evidence obtained, whether a material uncertainty exists related to events or conditions that may cast significant doubt on the Company's ability to continue as a going concern. If we conclude that a material uncertainty exists, we are required to draw attention in our auditors' report to the related disclosures in the special purpose financial statements or, if such disclosures are inadequate, to modify our opinion. Our conclusions are based on the audit evidence obtained up to the date of our auditors' report. However, future events or conditions may cause the Company to cease to continue as a going concern; and
- Evaluate the overall presentation, structure, and content of the special purpose financial statements, including the disclosures, and whether the special purpose financial statements represent the underlying transactions and events in a manner that achieves fair presentation.

Bengaluru  
May 21, 2026

For Appaji & Co.  
Chartered Accountants  
Firm's Registration No.014147S



Appaji Parasa  
Partner  
Membership No. 214156




**Capco Greece Single Member Private Company**  
**Balance Sheet**  
(Amount in '000 EUR, except share and per share data, unless otherwise specified)

	Note	As at 31 March 2026	As at 31 March 2025
<b>ASSETS</b>			
<b>Current assets</b>			
<b>Financial assets</b>			
Trade receivables	5	7,173	7,509
Cash and cash equivalents	6	77	173
Other current assets	7	4	4
Current tax assets (net)		166	-
		<u>7,420</u>	<u>7,687</u>
		<u>7,420</u>	<u>7,687</u>
<b>EQUITY AND LIABILITIES</b>			
<b>Equity</b>			
Equity share capital	8	4,587	4,587
Other equity	9	2,368	1,950
		<u>6,955</u>	<u>6,537</u>
<b>Liabilities</b>			
<b>Current liabilities</b>			
<b>Financial liabilities</b>			
i)total outstanding dues of micro enterprises and small enterprises		-	-
ii)total outstanding dues of creditors other than micro enterprise and small enterprise	10	465	962
Current tax liabilities (net)		-	188
		<u>465</u>	<u>1,150</u>
		<u>7,420</u>	<u>7,687</u>


Summary of significant accounting policies '1-4


The accompanying notes form an integral part of these financial statements '1-21

As per our report of even date  
for Appaji & Co.  
Chartered Accountants  
Firm Registration No.: 0141475

  
Appaji Parasa  
Partner  
Membership No: 214156  
Place: Bengaluru  
Date: 21.05.2026

For and on behalf of the Board of Directors of  
Capco Greece Single Member Private Company

  
Marcel Du Bois  
Director  
Place: Belgium  
Date: 21.05.2026

  
Benjamin Simon  
Director  
Place: New York  
Date: 21.05.2026



**Capco Greece Single Member Private Company**  
**Statement of Profit and Loss**  
(Amount in '000 EUR, except share and per share data, unless otherwise specified)

	Notes	For the year ended 31 March 2026	For the year ended 31 March 2025
<b>REVENUE</b>			
Revenue from operations	11	6,608	13,727
Other income	12	206	402
<b>Total income</b>		<b>6,814</b>	<b>14,129</b>
<b>EXPENSES</b>			
Finance costs	13	2	90
Other expenses	14	6,276	7,776
<b>Total expenses</b>		<b>6,278</b>	<b>7,866</b>
<b>Profit before tax</b>		<b>536</b>	<b>6,263</b>
Current tax		118	846
Tax expense	16	118	846
<b>Profit for the period</b>		<b>418</b>	<b>5,417</b>
<b>Total comprehensive income for the period</b>		<b>418</b>	<b>5,417</b>
<b>Earnings per equity share</b> (Equity shares of par value EUR 10 each)	15		
Basic		0.91	11.81
Diluted		0.91	11.81

The accompanying notes form an integral part of these financial statements '1-21

As per our report of even date  
for Appaji & Co.  
Chartered Accountants  
Firm Registration No.: 0141475



Appaji Parasa  
Partner  
Membership No: 214156

Place: Bengaluru  
Date: 21.05.2026

For and on behalf of the Board of Directors of  
Capco Greece Single Member Private Company



Marcel Du Bois  
Director

Place: Belgium  
Date: 21.05.2026



Benjamin Simon  
Director

Place: New York  
Date: 21.05.2026

**Capco Greece Single Member Private Company**  
**Statement of changes in equity**  
(Amount in '000 EUR, except share and per share data, unless otherwise specified)

(A) Equity share capital	As at 31 March 2026		As at 31 March 2025	
	No. of shares	Amount	No. of shares	Amount
Equity shares issued, subscribed and fully paid				
Opening	458,700	4,587	458,700	4,587
Changes in equity share capital during the year	-	-	-	-
Closing	458,700	4,587	458,700	4,587


(B) Other equity

Particulars	Reserve and surplus	Total
	Retained earnings	
Balance as at 1 April 2025	1,950	1,950
Profit for the year	418	418
Balance as at 31 March 2026	2,368	2,368

Particulars	Reserve and surplus	Total
	Retained earnings	
Balance as at 1 April 2024	(3,467)	(3,467)
Profit for the year	5,417	5,417
Balance as at 31 March 2025	1,950	1,950

The accompanying notes form an integral part of these financial statements 1-21

As per our report of even date  
for Appaji & Co.  
Chartered Accountants  
Firm Registration No.: 0141475



Appaji Parvatha  
Partner  
Membership No: 214156

Place: Bengaluru  
Date: 21.05.2026

For and on behalf of the Board of Directors of Capco  
Greece Single Member Private Company



Marcel Du Bois  
Director

Place: Belgium  
Date: 21.05.2026



Benjamin Simon  
Director

Place: New York  
Date: 21.05.2026

**Capco Greece Single Member Private Company**  
**Statement of cash flows**  
(Amount in '000 EUR, except share and per share data, unless otherwise specified)

	For the year ended 31 March 2026	For the year ended 31 March 2025
<b>A. Cash flow from operating activities</b>		
Profit for the period	536	6,263
Adjustments		
Interest income	(204)	(118)
Interest expense	2	90
<b>Operating profit before working capital changes</b>	<b>334</b>	<b>6,235</b>
Adjustments for working capital changes:		
Trade receivables	170	8,540
Loans, advances and other assets	1	82
Trade and other payables	(685)	(13,193)
<b>Net cash generated from/ (used in) operations</b>	<b>(180)</b>	<b>1,664</b>
Direct taxes (paid)	(118)	(846)
<b>Net cash generated from/(used in) operating activities</b>	<b>(298)</b>	<b>818</b>
<b>B. Cash flows from investing activities:</b>		
Interest received	204	118
<b>Net cash generated from investing activities</b>	<b>204</b>	<b>118</b>
<b>C. Cash flows from financing activities:</b>		
Repayment of Inter company borrowings	-	(1,400)
Interest paid	(2)	(90)
<b>Net cash generated (used in) financing activities</b>	<b>(2)</b>	<b>(1,491)</b>
<b>Net (decrease) in cash and cash equivalents during the period</b>	<b>(96)</b>	<b>(555)</b>
Cash and cash equivalents at the beginning of the period	173	728
<b>Cash and cash equivalents at the end of the period (Refer Note 6)</b>	<b>77</b>	<b>173</b>

The accompanying notes form an integral part of these financial statements '1-21

As per our report of even date  
for Appaji & Co.  
Chartered Accountants  
Firm Registration No.: 0141475

  
Appaji Parasa  
Partner  
Membership No: 214156  
Place: Bengaluru  
Date: 21.05.2026

For and on behalf of the Board of Directors of  
Capco Greece Single Member Private Company

  
Marcel Du Bois  
Director  
Place: Belgium  
Date: 21.05.2026

  
Benjamin Sison  
Director  
Place: New York  
Date: 21.05.2026

**Capco Greece Single Member Private Company**  
**Notes forming part of Financial Statements for the year ended 31 March 2026**  
**(Amount in '000 EUR, except share and per share data, unless otherwise specified)**

**General information**

The Capco Greece Single Member Private Company (Registration No: 158079501000) is a subsidiary of The Capital Markets Company BV, incorporated and domiciled in Greece. The registered address of the company is Vassilisis Sofias Avenue 11521, Athens, Greece. The Company is provider of IT Services, including Business Process Services (BPS) services, globally and IT Products. The functional currency of the Company is EUR. The Company's ultimate holding company, Wipro Limited ("Wipro") is incorporated and domiciled in India.

**Accounting policies**

**Basis of preparation of financial statements**

**(i) Statement of compliance and basis of preparation**

These financial statements of The Capco Greece Single Member Private Company comprises the Balance Sheet as at 31 March 2026, the statement of profit and loss, the statement of changes in equity, the statement of cash flow and a summary of accounting policies and other explanatory information for the year ended 31 March 2026, and other additional financial disclosures.

These financial statements are prepared for inclusion in the annual report of the Ultimate Holding Company (Wipro Limited) under the requirements of section 129(3) of the Companies Act, 2013 (the 'Act') as applicable to Wipro Limited. These financial statements have been prepared in accordance with Indian Accounting Standards (Ind AS) specified under Section 133 of the Act. Further, these are not the statutory financial statements of the Company.

**(ii) Basis of measurement**

These financial statements have been prepared on a historical cost convention and on an accrual basis.

**(iii) Use of estimates and judgement**

The preparation of the financial statements in conformity with IND AS requires management to make judgments, estimates and assumptions that affect the application of accounting policies and the reported amounts of assets, liabilities, income and expenses. Actual results may differ from those estimates. Estimates and underlying assumptions are reviewed on an ongoing basis. Revisions to accounting estimates are recognized in the period in which the estimates are revised and in any future periods affected.

**Financial Instruments**

**Non-derivative financial instruments:**

Non derivative financial instruments consist of:

financial assets, which includes cash and cash equivalents, trade receivables and eligible current and non current asset;  
financial liabilities, which includes trade payables, eligible current and non current liabilities.

These financial instruments are recognised initially at fair value. Financial assets are derecognised when substantial risks and rewards of ownership of the financial asset has been transferred. In cases where substantial risks and rewards of ownership of the financial asset are neither transferred or retained, financial asset are de-recognised only when the Company has not retained control over the financial asset.

Subsequent to initial recognition, non-derivative financial instruments are measured as described below:

**Cash and cash equivalents**

Cash and cash equivalent in the balance sheet comprise cash at banks, cash on hand and short-term deposits net of bank overdraft with an original maturity of three months or less, which are subject to an insignificant risk of changes in value.

For the purposes of the cash flow statement, cash and cash equivalents includes cash on hand, cash in banks and short-term deposits net of bank overdraft.

**Other financial assets**

Other financial assets are non-derivative financial assets with fixed or determinable payments that are not quoted in an active market. They are presented as current assets, except for those maturing later than 12 months after the reporting date which are presented as non-current assets. These are initially recognized at fair value and

subsequently measured at amortized cost using the effective interest method, less any impairment losses. These comprise trade receivables and other assets

The Other Liabilities in FY 2025 have been restated to Current Tax Liabilities (net) in the current Financial year. This will have no impact on profits of the previous or current year only the presentation has been changed

**Trade and other payables**

Trade and other payables are initially recognized at fair value, and subsequently carried at amortised cost using the effective interest method. For these financial instruments, the carrying amounts approximate fair value due to the short-term maturity of these instruments.



#### Revenue recognition

The Company derives revenue primarily from software development, maintenance of software/hardware and related services, business process services, sale of IT and other products.

#### Services:

The Company recognizes revenue when the significant terms of the arrangement are enforceable, services have been delivered and the collectability is reasonably assured. The method of recognizing the revenues and costs depends on the nature of the services rendered.

#### Other income

Interest is recognized using the time proportion method, based on the rates implicit in the transaction.

#### Foreign currency transactions and translations

##### Functional currency

The functional currency of the Company is Euro. These financial statements are presented in Euro.

##### Transaction

The Company is exposed to currency fluctuations on foreign currency transactions. Foreign currency transactions are accounted in the books of account at the exchange rates prevailing on the date of transaction. Monetary foreign currency assets and liabilities at period-end are translated at the exchange rate prevailing at the date of balance sheet. The exchange difference between the rate at which foreign currency transactions are accounted and the rate at which they are re-measured/ realized is recognized in the statement of profit and loss.

Non-monetary items that are measured in terms of historical cost in a foreign currency are translated using the exchange rates at the dates of the initial transactions.

#### Employee benefits

##### Defined benefit plans and compensated absences

The cost of the defined benefit plans, compensated absences and the present value of the defined benefit obligations are based on actuarial valuation using the projected unit credit method. An actuarial valuation involves making various assumptions that may differ from actual developments in the future. These include the determination of the discount rate, future salary increases and mortality rates. Due to the complexities involved in the valuation and its long-term nature, a defined benefit obligation is highly sensitive to changes in these assumptions. All assumptions are reviewed at each reporting date. The Company recognizes actuarial gains and losses immediately in the statement of profit and loss account.

The employees of the Company are entitled to compensated absences. The employees can carry forward a portion of the unutilized accumulating compensated absences and utilize it in future periods or receive cash at retirement or termination of employment. The Company records an obligation for compensated absences in the period in which the employee renders the services that increases this entitlement. The Company measures the expected cost of compensated absences as the additional amount that the Company expects to pay as a result of the unused entitlement that has accumulated at the end of the reporting period. Non-accumulating compensated absences are recognized in the period in which the absences occur.

##### Pension and social contribution

Pension and social contribution plan, a defined contribution scheme, the Company makes monthly contributions based on a specified percentage of each covered employee's salary.

##### Defined benefit plans and compensated absences:

The cost of the defined benefit plans, compensated absences and the present value of the defined benefit obligations are based on actuarial valuation using the projected unit credit method. An actuarial valuation involves making various assumptions that may differ from actual developments in the future. These include the determination of the discount rate, future salary increases and mortality rates. Due to the complexities involved in the valuation and its long-term nature, a defined benefit obligation is highly sensitive to changes in these assumptions. All assumptions are reviewed at each reporting date.


#### Taxes

##### Income tax

Current tax assets and liabilities are measured at the amount expected to be recovered or paid to the taxation authorities. The tax rates and tax laws used to compute the amount are those that are enacted or substantively enacted, at the period end date. Current tax assets and tax liabilities are offset where the entity has a legally enforceable right to offset and intends either to settle on a net basis, or to realize the asset and settle the liability simultaneously.

##### Deferred tax

Deferred income tax is provided in full, using the balance sheet approach, on temporary differences arising between the tax bases of assets and liabilities and their carrying amounts in financial statements. Deferred income tax is also not accounted for if it arises from initial recognition of an asset or liability in a transaction other than a business combination that at the time of the transaction affects neither accounting profit nor taxable profit (tax loss). Deferred income tax is determined using tax rates (and laws) that have been enacted or substantively enacted by the end of the period and are expected to apply when the related deferred income tax asset is realised or the deferred income tax liability is settled.



Deferred tax assets are recognised for all deductible temporary differences and unused tax losses only if it is probable that future taxable amounts will be available to utilize those temporary differences and losses.

Management periodically evaluates positions taken in tax returns with respect to situations in which applicable tax regulation is subject to interpretation. It establishes provisions where appropriate on the basis of amounts expected to be paid to the tax authorities.

Deferred tax assets and liabilities are offset when there is a legally enforceable right to offset current tax assets and liabilities and when the deferred tax balances relate to the same taxation authority.

Current and deferred tax is recognized in Statement of Profit and Loss, except to the extent that it relates to items recognized in other comprehensive income or directly in equity. In this case, the tax is also recognised in other comprehensive income or directly in equity, respectively.

#### Cash flow statement

Cash flows are reported using indirect method, whereby net profits before tax is adjusted for the effects of transactions of a non-cash nature and any deferrals or accruals of past or future cash receipts or payments. The cash flows from operating, investing and financing activities of the Company are segregated.

#### Equity and share capital

##### Share capital

The authorized share capital of the Company as of 31 March 2026 is EUR 4,587,000.

The voting right of an equity share holder on a poll (not on show of hands) are in proportion to his/its share of the paid-up equity. Voting right cannot be exercised in respect of shares on which any call or other sums presently payable has not been paid. Failure to pay any amount called up on shares may lead to their forfeiture.

##### Retained earnings

Retained earnings comprises of the Company's undistributed earnings after taxes.

#### Earnings per share

Basic earnings per share is computed using the weighted average number of equity shares outstanding during the period adjusted for treasury shares held. Diluted earnings per share is computed using the weighted-average number of equity and dilutive equivalent shares outstanding during the period, using the treasury stock method for options and warrants, except where the results would be anti-dilutive.

#### Provisions and contingent liabilities

Provisions are recognized when there is a present obligation as a result of a past event, it is probable that an outflow of resources embodying economic benefits will be required to settle the obligation and there is a reliable estimate of the amount of the obligation. Provisions are measured at the best estimate of the expenditure required to settle the present obligation at the balance sheet date.

If the effect of the time value of money is material, provisions are discounted using a current pre-tax rate that reflects, when appropriate, the risks specific to the liability. When discounting is used, the increase in the provision due to the passage of time is recognized as a finance cost.

The Company records a provision for decommissioning costs. Decommissioning costs are provided at the present value of expected costs to settle the obligation using estimated cash flows and are recognized as part of the cost of the particular asset. The cash flows are discounted at a current pre-tax rate that reflects the risks specific to the decommissioning liability. The unwinding of the discount is expensed as incurred and recognized in the statement of profit and loss as a finance cost. The estimated future costs of decommissioning are reviewed annually and adjusted as appropriate. Changes in the estimated future costs or in the discount rate applied are added to or deducted from the cost of the asset.

Contingent liabilities are disclosed when there is a possible obligation arising from past events, the existence of which will be confirmed only by the occurrence or non occurrence of one or more uncertain future events not wholly within the control of the Company or a present obligation that arises from past events where it is either not probable that an outflow of resources will be required to settle or a reliable estimate of the amount cannot be made.

#### Impairment of non-financial assets

The Company assesses at each period end whether there is any objective evidence that a non financial asset or a group of non financial assets is impaired. If any such indication exists, the Company estimates the asset's recoverable amount and the amount of impairment loss.

An impairment loss is calculated as the difference between an asset's carrying amount and recoverable amount. Losses are recognized in statement of profit and loss and reflected in an allowance account. When the Company considers that there are no realistic prospects of recovery of the asset, the relevant amounts are written off. If the amount of impairment loss subsequently decreases and the decrease can be related objectively to an event occurring after the impairment was recognised, then the previously recognised impairment loss is reversed through statement of profit and loss.

The recoverable amount of an asset is the greater of its value in use and its fair value less costs to sell. In assessing value in use, the estimated future cash flows are discounted to their present value using a pre-tax discount rate that reflects current market assessments of the time value of money and the risks specific to the asset. For the purpose of impairment testing, assets are grouped together into the smallest group of assets that generates cash in flows from continuing use that are largely independent of the cash inflows of other assets.

#### Impairment of financial assets

The Company applies the expected credit loss model for recognising impairment loss on financial assets measured at amortised cost, debt instruments classified as FVTOCI, trade receivables, unbilled receivables, contract assets, finance lease receivables and other financial assets. Expected credit loss is the difference between the contractual cash flows and the cash flows that the entity expects to receive discounted using the effective interest rate. Loss allowances for trade receivables, unbilled receivables, contract assets and finance lease receivables are measured at an amount equal to lifetime expected credit loss. Lifetime expected credit losses are the expected credit losses that result from all possible default events over the expected life of a financial instrument. Lifetime expected credit loss is computed based on a provision matrix which takes in to account, risk profiling of customers and historical credit loss experience adjusted for forward looking information. For other financial assets, expected credit loss is measured at the amount equal to twelve months expected credit loss unless there has been a significant increase in credit risk from initial recognition, in which case those are measured at lifetime expected credit loss.

#### Significant accounting judgments, estimates and assumptions

The preparation of financial statements requires management to make judgments, estimates and assumptions that affect the reported amounts of revenues, expenses, assets and liabilities, and the accompanying disclosures, and the disclosure of contingent liabilities. Uncertainty about these assumptions and estimates could result in outcomes that require a material adjustment to the carrying amount of assets or liabilities affected in future years.

#### Estimates and assumptions

The key assumptions concerning the future and other key sources of estimation uncertainty at the period end date, that have a significant risk of causing a material adjustment to the carrying amounts of assets and liabilities within the next financial year, are described below. The Company based its assumptions and estimates on parameters available when the financial statements were prepared. Existing circumstances and assumptions about future developments, however, may change due to market changes or circumstances arising that are beyond the control of the Company. Such changes are reflected in the assumptions when they occur.

#### Taxes

Deferred tax assets are recognized for unused tax losses to the extent that it is probable that taxable profit will be available against which the losses can be utilized. Significant management judgment is required to determine the amount of deferred tax assets that can be recognized, based upon the likely timing and the level of future taxable profits together with future tax planning strategies.

The Company neither have any taxable temporary difference nor any tax planning opportunities available that could partly support the recognition of these losses as deferred tax assets. On this basis, the Company has determined that it cannot recognize deferred tax assets on the tax losses carried forward.

#### Defined benefit plans - leave encashment

The cost of the defined benefit plans such as leave encashment are determined using actuarial valuations. An actuarial valuation involves making various assumptions that may differ from actual developments in the future. These include the determination of the discount rate, future salary etc. Due to the complexities involved in the valuation and its long-term nature, a defined benefit obligation is highly sensitive to changes in these assumptions. All assumptions are reviewed at each period end.

The principal assumptions are the discount and salary growth rate. The discount rate is based upon the market yields available on government bonds at the accounting date with a term that matches that of liabilities. Salary increase rate takes into account of inflation, seniority, promotion and other relevant factors on long term basis.

#### Recent Pronouncements

Recent pronouncements Ministry of Corporate Affairs ("MCA") notifies new standards or amendments to the existing standards under Companies (Indian Accounting Standards) Rules as issued from time to time. As at 31 March 2026, MCA has not notified any new standards or amendments to the existing standards which are applicable to the Company.



**Capco Greece Single Member Private Company**  
**Notes forming part of the Financial Statements for the period ended 31 March 2026**  
**(Amount in '000 EUR, except share and per share data, unless otherwise specified)**


	As at 31 March 2026	As at 31 March 2025
<b>5 Trade receivables</b>		
Unsecured		
Receivable from related parties (Refer Note 17)	7,173	7,509
	<u>7,173</u>	<u>7,509</u>
<b>6 Cash and cash equivalents</b>		
Balances with banks		
- in current account	77	173
	<u>77</u>	<u>173</u>
<b>7 Other assets</b>		
Current		
Prepaid expenses	4	4
	<u>4</u>	<u>4</u>
<b>8 Share capital</b>		
Authorised		
Equity share capital	4,587	4,587
(458,700 shares of Eur 10 each)	<u>4,587</u>	<u>4,587</u>
Issued, subscribed and paid-up capital	4,587	4,587
	<u>4,587</u>	<u>4,587</u>

**a) Reconciliation of the number of shares and amount outstanding at the beginning and at the end of the reporting period:**

	Number of shares	Number of shares
Outstanding at the beginning of the period	458,700	458,700
Outstanding at the end of the period	<u>458,700</u>	<u>458,700</u>

**(b) Rights, preferences and restrictions attached to shares**

**Equity Shares:** The Company has only one class of equity shares. Each shareholder is entitled to one vote per share held. Dividend if any declared is payable in Euro and the dividend proposed by the Board of Directors is subject to the approval of the shareholders in the ensuing Annual General Meeting. In the event of liquidation of the company, the holders of equity shares will be entitled to receive remaining assets of the company, after distribution of all preferential amounts. The distribution will be in proportion to the number of equity shares held by the shareholders.




c) Shares held by holding Company/ultimate holding Company and/ or their subsidiaries/ associates

	31 March 2026		31 March 2025	
	Number of shares	% of holding in the class	Number of shares	% of holding in the class
The Capital Markets Company BVBA	458,700	100	458,700	100
	<u>458,700</u>	<u>100</u>	<u>458,700</u>	<u>100</u>

d) Details of shares held by shareholders holding more than 5% of the aggregate shares in the Company

	31 March 2026		31 March 2025	
	Number of shares	% of holding in the class	Number of shares	% of holding in the class
The Capital Markets Company BVBA	458,700	100	458,700	100
	<u>458,700</u>	<u>100</u>	<u>458,700</u>	<u>100</u>

e) No class of shares have been issued as bonus shares or for consideration other than cash by the Company during the period of five years immediately preceding the current period end.

f) No class of shares have been bought back by the Company during the period of five years

9 Other equity

	As at 31 March 2026	As at 31 March 2025
Surplus/(deficit) in the statement of profit and loss		
Opening balance	1,950	(3,467)
Add: Net Profit for the current period	418	5,417
Closing balance	<u>2,368</u>	<u>1,950</u>

10 Trade payables

Related Parties* (Refer Note 17)	40	40
Others		
i) Total outstanding dues to creditors other than micro, small and medium	<u>425</u>	<u>922</u>
	<u>465</u>	<u>962</u>




**Capco Greece Single Member Private Company**  
**Notes forming part of the Financial Statements for the period ended 31 March 2026**  
**(Amount in '000 EUR, except share and per share data, unless otherwise specified)**

	For the year ended 31 March 2026	For the year ended 31 March 2025
<b>11 Revenue from operations</b>		
Rendering of Services*	6,608	13,727
	6,608	13,727

\* The amount includes related party transaction. Refer Note 17

**Contract assets and liabilities**

The Company classifies its right to consideration in exchange for deliverables as either a receivable or a contract asset.

A contract asset is a right to consideration that is conditional upon factors other than the passage of time. Contract assets primarily relate to unbilled amounts on fixed-price development contracts and are classified as non-financial asset as the contractual right to consideration is dependent on completion of contractual milestones.

A contract liability is an entity's obligation to transfer goods or services to a customer for which the entity has received consideration (or the amount is due) from the customer. A contract liability is a right to consideration that is conditional upon factors other than the passage of time. Contract liabilities primarily relate to unbilled amounts on fixed-price development contracts and are classified as non-financial liability as the contractual right to consideration is dependent on completion of contractual milestones.

A receivable is a right to consideration that is unconditional. A right to consideration is unconditional if only the passage of time is required before payment of that consideration is due. For example, the Company recognises a receivable for revenues related to time and materials contracts or volume based contracts. The Company presents such receivables as part of unbilled receivables at their net estimated realisable value. The same is tested for impairment as per the guidance in Ind AS 109 using expected credit loss method.

**Contract assets:** During the year ended March 31, 2026, the Company has recognized nil revenue arising from contract assets.

**Contract liabilities:** During the year ended March 31, 2026, the Company has recognized nil revenue arising from contract liabilities.

**Remaining Performance Obligations**

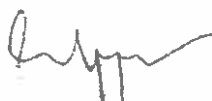
Revenue allocated to remaining performance obligations represents contracted revenue that has not yet been recognized, which includes contract liabilities and amounts that will be invoiced and recognized as revenue in future periods. Applying the practical expedient, the Company has not disclosed:

- a) its right to consideration from customers in an amount that corresponds directly with the value to the customer of the Company's performance completed to date, which are contracts invoiced on time and material basis and volume based.
- b) performance obligations in a contract that originally had a contract term of one year or less.

**12 Other income**

Interest income *	204	118
Foreign exchange gain, net	2	284
	206	402

\* The amount includes related party transaction. Refer Note 17




13 Finance cost

Interest on loans and advances*	2	90
	<u>2</u>	<u>90</u>

\* The amount includes related party transaction. Refer Note 17

14 Other expenses

Bank charges	-	2
Facility expenses	-	95
Legal and professional charges	6,276	7,508
Travel	-	29
Miscellaneous expenses	-	142
	<u>6,276</u>	<u>7,776</u>

15 Earning per share (EPS)

	For the year ended 31 March 2026	For the year ended 31 March 2025
Profit attributable to equity holders	418	5,417
Weighted average number of equity shares - for basic and diluted EPS	458,700	458,700
Earnings per share - Basic and diluted (in EUR)	0.91	11.81

16 Income taxes

	For the year ended 31 March 2026	For the year ended 31 March 2025
Income tax expense		
Current tax	118	846
Total income tax expense	<u>118</u>	<u>846</u>
Profit before taxation	536	6,263
Enacted income tax rate	22%	22%
Computed expected tax expenses	118	1,378
Effect of		
Prior period	-	(532)
Income tax expense	<u>118</u>	<u>846</u>




**Capco Greece Single Member Private Company**  
**Notes forming part of the Financial Statements for the period ended 31 March 2026**  
 (Amount in '000 EUR, except share and per share data, unless otherwise specified)

**17 Related party disclosures**

a) Parties where control exists:

<u>Name</u>	<u>Relationship</u>	<u>Country of Incorporation</u>
Wipro Limited	Ultimate Holding company	India
The Capital Markets Company BV	Holding Company	Belgium
The Capital Markets Company (UK) Ltd	Fellow Subsidiary	UK
The Capital Markets Company S.A.S	Fellow Subsidiary	France

b) The Company has the following related party transactions:

Particulars	As at	As at
	31 March 2026	31 March 2025
<u>Sale of services</u>		
The Capital Markets Company (UK) Ltd	6,608	13,727
<u>Interest income</u>		
The Capital Markets Company (UK) Ltd	204	118
<u>Interest expenses</u>		
The Capital Markets Company BV	2	32

c) Balances with related parties as at period end are summarised below:

i) Balances other than loans :

	As at	As at
	31 March 2026	31 March 2025
<u>Trade Payable</u>		
The Capital Markets Company BV	27	26
The Capital Markets Company S.A.S	13	13
<u>Trade receivables</u>		
The Capital Markets Company (UK) Ltd	7,160	7,495
Wipro Limited	13	14

**18 Segment reporting**

Operating segments are reported in a manner consistent with the internal reporting provided to the chief operating decision maker. The chief operating decision maker regularly monitors and reviews the operating result of the whole Company as one segment i.e. IT Services. All the customers are in UK i.e. only one geographical segment. Thus, as defined in Ind AS 108 "Operating Segments", the Company's entire business falls under this one operational segment and one geographical segment, hence no separate disclosure for segment reporting has been made as the necessary information is already available in the financial statements.




**Capco Greece Single Member Private Company**  
**Notes forming part of the Financial Statements for the period ended 31 March 2026**  
 (Amount in '000 EUR, except share and per share data, unless otherwise specified)

**Fair values of financial assets and financial liabilities**

There are no financial assets and liabilities that have been offset in the financials.

The fair value of cash and cash equivalents, trade payables, other current financial assets and liabilities approximate their carrying amount largely due to the short-term nature of these instruments.

Interest rate risk primarily arises from floating rate borrowing, including various revolving and other lines of credit.

Credit risk arises from the possibility that customers may not be able to settle their obligations as agreed. To manage this, the Company periodically assesses the financial reliability of customers, taking into account the financial condition, current economic trends, analysis of historical bad debts and ageing of accounts receivable

Liquidity risk is defined as the risk that the Company will not be able to settle or meet its obligations on time or at a reasonable price.

**Fair value hierarchy**

The table below analyses financial instruments carried at fair value, by valuation method. The different levels have been defined as follows:

Level 1 - Quoted prices (unadjusted) in active markets for identical assets or liabilities.

Level 2 - Inputs other than quoted prices included within Level 1 that are observable for the asset or liability, either directly (i.e. as prices) or indirectly (i.e. derived from prices).

Level 3 - Inputs for the assets or liabilities that are not based on observable market data (unobservable inputs).

The following table presents fair value hierarchy of assets and liabilities measured at fair value on a recurring basis:

Particulars	As at 31 March 2026	As at 31 March 2025
<b>Financial assets measured at amortised cost</b>		
Trade receivables	7,173	7,509
Cash and cash equivalents	77	173
<b>Total</b>	<b>7,250</b>	<b>7,682</b>
<b>Financial liabilities measured at amortised cost</b>		
Trade payables	465	962
<b>Total</b>	<b>465</b>	<b>962</b>

There are no financial instruments which are valued under category Level 1, Level 2 & Level 3.

**Financial risk management objectives and policies**

The Company is exposed to various financial risks. These risks are categorized into market risk, credit risk and liquidity risk. The Company's risk management is coordinated by the Board of Directors and focuses on securing long term and short term cash flows. The Company does not engage in trading of financial assets for speculative purposes.

**Market risk**

Market risk is the risk that the fair value of future cash flows of a financial instrument will fluctuate because of changes in market prices. Market risk comprises three types of risk: Interest rate risk, currency risk and other price risk, such as equity price risk and commodity risk. Financial instruments affected by market risk include borrowings.

**(i) Interest rate risk**

Interest rate risk is the risk that the fair value or future cash flows of a financial instrument will fluctuate because of changes in market interest rates. The Company exposure to the risk of changes in market interest rates relates primarily to the Company's debt obligations with floating interest rates. The Company manages its interest rate risk by having a balanced portfolio of fixed and variable rate loans and borrowings.




**(ii) Foreign currency risk**

Foreign currency risk is the risk that the fair value or future cash flows of a financial instrument will fluctuate because of changes in foreign exchange rates. The Company's exposure to the risk of changes in foreign exchange rates relates primarily to the Company's operating activities (when revenue or expense is denominated in a different currency from the Company's functional currency).

**Credit risk**

Credit risk is the risk of financial loss to the Company if a customer or counterparty to a financial instrument fails to meet its contractual obligations. Credit risk arises principally from the Company's receivables from deposits with landlords and other statutory deposits with regulatory agencies and also arises from cash held with banks and financial institutions. The maximum exposure to credit risk is equal to the carrying value of the financial assets. The objective of managing counterparty credit risk is to prevent losses in financial assets. The Company assesses the credit quality of the counterparties, taking into account their financial position, past experience and other factors.

The Company limits its exposure to credit risk of cash held with banks by dealing with highly rated banks and institutions and retaining sufficient balances in bank accounts required to meet a month's operational costs. The Management reviews the bank accounts on regular basis and fund drawdowns are planned to ensure that there is minimal surplus cash in bank accounts. The Company does a proper financial and credibility check on the landlords before taking any property on lease and hasn't had a single instance of non-refund of security deposit on vacating the leased property. The Company also in some cases ensure that the notice period rentals are adjusted against the security deposits and only differential, if any, is paid out thereby further mitigating the non-realization risk. The Company does not foresee any credit risks on deposits with regulatory authorities.

**Liquidity risk**

Liquidity risk is the risk that the Company will not be able to meet its financial obligations as they become due. The Company manages its liquidity risk by ensuring, as far as possible, that it will always have sufficient liquidity to meet its liabilities when due.

The table below summarizes the maturity profile of the Company's financial liabilities:

<u>31 March 2026</u>	Less than 3 months	3 to 12 months	1 to 5 years	More than 5 years
Trade payables	465	-	-	-
	465	-	-	-

The table below summarizes the maturity profile of the Company's financial liabilities:

<u>31 March 2025</u>	Less than 3 months	3 to 12 months	1 to 5 years	More than 5 years
Trade payables	962	-	-	-
	962	-	-	-

The Company does not have any contingent liability and commitments as at 31 March 2026.

As per our report of even date  
for Appaji & Co.  
Chartered Accountants  
Firm Registration No.: 0141475

  
Appaji Paras  
Partner  
Membership No: 214156  
Place: Bengaluru  
Date: 21.05.2026

For and on behalf of the Board of Directors of Capco Greece  
Single Member Private Company

  
Marcel Du Bols  
Director

Place: Belgium  
Date: 21.05.2026

  
Benjamin Simon  
Director

Place: New York  
Date: 21.05.2026