

## INDEPENDENT AUDITOR'S REPORT

To the Board of Directors of Wipro Technologies Peru SAC

Report on the Audit of the Special Purpose Financial Statements

### Opinion

We have audited the accompanying Special Purpose Financial Statements of **Wipro Technologies Peru SAC** ("the Company"), which comprise the Special Purpose Balance Sheet as at March 31, 2026, Special Purpose Statement of Profit and Loss (including other comprehensive income), the Special Purpose Statement of Cash Flows and the Special Purpose Statement of Changes in Equity for the year then ended, and a summary of material accounting policies and other explanatory information (hereinafter referred to as "the Special Purpose Financial Statements"). These Special Purpose Financial Statements are prepared solely for inclusion in the annual report of Wipro Limited for the year ended March 31, 2026 under the requirements of Section 129(3) of the Companies Act, 2013.

In our opinion and to the best of our information and according to the explanations given to us, the aforesaid Special Purpose Financial Statements give a true and fair view in conformity with the basis of preparation referred to in note 2(i) to the Special Purpose Financial Statements of the state of affairs of the Company as at March 31, 2026, its losses and Other Comprehensive Income, Changes in Equity and its Cash Flows for the year ended March 31, 2026.

### Basis of Opinion

We conducted our audit in accordance with the Standards on Auditing (SAs) specified under section 143(10) of the Act. Our responsibilities under those Standards are further described in the Auditor's Responsibilities for the Audit of the Special Purpose Financial Statements section of our report. We are independent of the Company in accordance with the Code of Ethics issued by the Institute of Chartered Accountants of India together with the ethical requirements that are relevant to our audit of the Special Purpose Financial Statements under the provisions of the Act and the Rules thereunder, and we have fulfilled our other ethical responsibilities in accordance with these requirements and the Code of Ethics. We believe that the audit evidence we have obtained is sufficient and appropriate to provide a basis for our audit opinion on the Special Purpose Financial Statements.

### Responsibilities of Management and Those Charged with Governance for the Special Purpose Financial Statements

The Company's Board of Directors are responsible for the preparation of these Special Purpose Financial Statements that give a true and fair view of the financial position, financial performance, including other comprehensive income, changes in equity and cash flows of the Company, in accordance with the basis described in note 2(i) of the Special Purpose Financial Statements.

This responsibility also includes maintenance of adequate accounting records for safeguarding the assets of the Company and for preventing and detecting frauds and other irregularities; selection and application of appropriate accounting policies; making judgments and estimates that are reasonable and prudent; and design, implementation and maintenance of adequate internal financial controls, that were operating effectively for ensuring the accuracy and completeness of the accounting records, relevant to the



preparation and presentation of the Special Purpose Financial Statements that give a true and fair view and are free from material misstatement, whether due to fraud or error.

In preparing the Special Purpose Financial Statements, the Management and the Board of Directors are responsible for assessing the Company's ability to continue as a going concern, disclosing, as applicable, matters related to going concern and using the going concern basis of accounting unless the Board of Directors either intends to liquidate the Company or to cease operations, or has no realistic alternative but to do so.

The Board of Directors are also responsible for overseeing the Company's financial reporting process.

### **Auditors' Responsibility**

Our objectives are to obtain reasonable assurance about whether the Special Purpose Financial Statements as a whole are free from material misstatement, whether due to fraud or error, and to issue an auditor's report that includes our opinion. Reasonable assurance is a high level of assurance, but is not a guarantee that an audit conducted in accordance with SAs will always detect a material misstatement when it exists. Misstatements can arise from fraud or error and are considered material if, individually or in the aggregate, they could reasonably be expected to influence the economic decisions of users taken on the basis of these Special Purpose Financial Statements.

As part of an audit in accordance with SAs, we exercise professional judgment and maintain professional skepticism throughout the audit. We also:

- Identify and assess the risks of material misstatement of the Special Purpose Financial Statements, whether due to fraud or error, design and perform audit procedures responsive to those risks, and obtain audit evidence that is sufficient and appropriate to provide a basis for our opinion. The risk of not detecting a material misstatement resulting from fraud is higher than for one resulting from error, as fraud may involve collusion, forgery, intentional omissions, misrepresentations, or the override of internal control.
- Obtain an understanding of internal control relevant to the audit in order to design audit procedures that are appropriate in the circumstances, but not for the purpose of expressing an opinion on the operating effectiveness of such controls;
- Evaluate the appropriateness of accounting policies used and the reasonableness of accounting estimates and related disclosures made by Management.
- Conclude on the appropriateness of the Management and Board of Directors use of the going concern basis of accounting and, based on the audit evidence obtained, whether a material uncertainty exists related to events or conditions that may cast significant doubt on the Company's ability to continue as a going concern. If we conclude that a material uncertainty exists, we are required to draw attention in our auditor's report to the related disclosures in the Special Purpose Financial Statements or, if such disclosures are inadequate, to modify our opinion. Our conclusions are based on the audit evidence obtained up to the date of our auditor's report. However, future events or conditions may cause the Company to cease to continue as a going concern.
- Evaluate the overall presentation, structure and content of the Special Purpose Financial Statements, including the disclosures, and whether the Special Purpose Financial Statements represent the underlying transactions and events in a manner that achieves fair presentation.



Materiality is the magnitude of misstatements in the Special Purpose Financial Statements that, individually or in aggregate, makes it probable that the economic decisions of a reasonably knowledgeable user of the special purpose financial statements may be influenced. We consider quantitative materiality and qualitative factors in (i) planning the scope of our audit work and in evaluating the results of our work; and (ii) to evaluate the effect of any identified misstatements in the Special Purpose Financial Statements.

We communicate with those charged with governance regarding, among other matters, the planned scope and timing of the audit and significant audit findings, including any significant deficiencies in internal control that we identify during our audit.

We also provide those charged with governance with a statement that we have complied with relevant ethical requirements regarding independence, and to communicate with them all relationships and other matters that may reasonably be thought to bear on our independence, and where applicable, related safeguards.

### **Basis of Accounting and Restriction on Distribution and Use**

We draw attention to Note 2(i) to the Special Purpose Financial Statements, which describes the basis of accounting. The Special Purpose Financial Statements are prepared for inclusion in the annual report of the Ultimate Holding Company, Wipro Limited, under the requirements of Section 129(3) of the Companies Act, 2013 and may not be suitable for any other purpose. Our report is intended solely for the Company and Wipro Limited and should not be distributed to or used by parties other than the Company and Wipro Limited, except with our prior consent in writing. Accordingly, we do not accept or assume any liability or any duty of care for any other purpose, or to any other person to whom this report is shown, or into whose hands it may come without our prior consent in writing.

For **ASA & Associates LLP**,  
Chartered Accountants  
Firm Registration No. 009571N/N500006



**Gaurav Poddar**

Partner

Membership No. 063847

UDIN: 26063847HPPZZO2872

Place: Bengaluru

Date: 13-05-2026



**Wipro Technologies Peru SAC**  
**Special Purpose Balance sheet As at 31 March 2026**  
(Amount in PEN Thousands , unless otherwise stated)

	Notes	As at 31 March 2026	As at 31 March 2025
<b>ASSETS</b>			
<b>Non-current assets</b>			
Property, plant and equipment	4	375	495
Deferred tax asset (Net)	6	-	95
		<b>375</b>	<b>590</b>
<b>Current assets</b>			
<b>Financial Assets</b>			
Trade receivables	7	764	1,002
Cash and cash equivalents	8	2,232	3,162
Unbilled revenues		43	25
Current tax asset (Net)		174	-
Other assets	5	568	338
		<b>3,781</b>	<b>4,527</b>
		<b>4,156</b>	<b>5,117</b>
<b>EQUITY AND LIABILITIES</b>			
<b>Equity</b>			
Equity share capital	9	1,870	1,870
Other equity	10	1,545	2,101
		<b>3,415</b>	<b>3,971</b>
<b>Liabilities</b>			
<b>Non-current liabilities</b>			
Provisions	14	4	35
		<b>4</b>	<b>35</b>
<b>Current liabilities</b>			
<b>Financial Liabilities</b>			
Trade payables	11	182	123
Other financial liabilities	12	18	99
Unearned Liabilities		51	370
Other current liabilities	13	477	422
Provisions	14	9	57
Current tax liability (Net)		-	40
		<b>737</b>	<b>1,111</b>
		<b>4,156</b>	<b>5,117</b>
Summary of material accounting policies and other explanatory information	1-3		

The accompanying notes are an integral part of these Special purpose financial statements

As per our report of even date attached  
**For ASA & Associates LLP**  
**Chartered Accountants**  
Firm's Registration No.: 009571N/N500006

  
**Gaurav Poddar**  
**Partner**

Membership No.: 063847  
Place : Bengaluru  
Date - 13/05/2026



For and on behalf of the Board of Directors  
of **Wipro Technologies Peru SAC**

Signed by:  
  
707C1EB5744A42E...  
**Aayush Kalra**  
Authorized Signatory


Place : Brazil  
Date - 13/05/2026

**Wipro Technologies Peru SAC**  
**Special Purpose Statement of Profit and Loss for the Year ended March 31, 2026**  
(Amount in PEN Thousands , unless otherwise stated)

	Notes	Year ended March 31, 2026	Year ended March 31, 2025
<b>REVENUE</b>			
Revenue from operations	15	2,080	2,535
Other income	16	21	20
		<b>2,101</b>	<b>2,555</b>
<b>EXPENSES</b>			
Employee benefits expense	17	823	577
Sub-contracting and technical fees		793	636
Depreciation and amortisation expense	18	244	292
Lifetime expected credit loss		133	(29)
Other expenses	19	436	384
		<b>2,429</b>	<b>1,860</b>
<b>Profit before tax</b>		<b>(328)</b>	<b>695</b>
<b>Tax expense</b>	20		
Current tax		133	277
Deferred tax		95	(55)
<b>Total tax expense</b>		<b>228</b>	<b>222</b>
<b>Net profit/(loss) for the year</b>		<b>(556)</b>	<b>473</b>
<b>Total comprehensive income for the year</b>		<b>(556)</b>	<b>473</b>
<b>Earnings per equity share</b>	21		
Basic and diluted		(0.30)	0.25

The accompanying notes are an integral part of these Special purpose financial statements.

As per our report of even date attached  
**For ASA & Associates LLP**  
**Chartered Accountants**  
Firm's Registration No.: 009571N/N500006

  
**Gaurav Poddar**  
**Partner**  
Membership No.: 063847  
Place : Bengaluru  
Date - 13/05/2026



For and on behalf of the Board of Directors  
**of Wipro Technologies Peru SAC**

Signed by:  
  
707C1EB5744A42E...  
**Aayush Kalra**  
Authorized Signatory


Place : Brazil  
Date - 13/05/2026

**Wipro Technologies Peru SAC**  
**Special Purpose Cash Flow Statement for the Year ended March 31, 2026**  
(Amount in PEN Thousands , unless otherwise stated)

	Year ended March 31, 2026	Year ended March 31, 2025
<b>Cash flow from operating activities</b>		
<b>Profit for the year (after tax)</b>	<b>(556)</b>	<b>473</b>
<b>Adjustments :-</b>		
Depreciation and amortisation expense	244	292
Provision for doubtful debts	133	(29)
Loss on sale of disposal of property, plant and equipment / Right-of-use of Assets	19	1
Income Tax expenses	228	222
Interest income	(21)	-
<b>Operating profit before working capital changes</b>	<b>47</b>	<b>959</b>
<b>Adjustments for working capital changes:</b>		
Decrease / (increase) in trade receivables and unbilled revenue	87	417
Decrease / (increase) in Inventories	-	14
Decrease / (increase) in other assets	(230)	229
(Decrease)/increase in trade payables and unearned revenues	(260)	169
(Decrease) / increase in provisions and other liabilities	(105)	160
<b>Cash generated from operations</b>	<b>(461)</b>	<b>1,948</b>
Direct taxes paid	(347)	624
<b>Net cash generated from / (used in) operating activities</b>	<b>(A) (808)</b>	<b>2,572</b>
<b>Cash flows from investing activities:</b>		
(Acquisition) / Proceeds from Sale of property, plant and equipment (Net)	(143)	(426)
Interest received	21	-
<b>Net cash generated from / (used in) investing activities</b>	<b>(B) (122)</b>	<b>(426)</b>
<b>Cash flows from financing activities:</b>		
Dividend Paid	-	(7,451)
<b>Net cash generated from / (used in) financing activities</b>	<b>(C) -</b>	<b>(7,451)</b>
<b>Net increase / (decrease) in cash and cash equivalents during the period (A+B+C)</b>	<b>(930)</b>	<b>(5,305)</b>
<b>Effect of exchange rates on cash &amp; cash equivalents</b>		
Cash and cash equivalents at the beginning of the period	3,162	8,467
<b>Cash and cash equivalents at the end of the period (refer note 8)</b>	<b>2,232</b>	<b>3,162</b>
<b>Components of cash and cash equivalents (note 8)</b>		
Balances with banks		
in current accounts	2,232	3,162
	<b>2,232</b>	<b>3,162</b>

The accompanying notes are an integral part of these Special purpose financial statements

As per our report of even date attached  
**For ASA & Associates LLP**  
**Chartered Accountants**  
Firm's Registration No.: 009571N/N500006

  
**Gaurav Poddar**  
**Partner**  
Membership No.: 063847  
Place : Bengaluru  
Date - 13/05/2026



For and on behalf of the Board of Directors  
**of Wipro Technologies Peru SAC**

Signed by:  
  
707C1EB5744A42E...

**Aayush Kalra**  
Authorized Signatory

Place : Brazil  
Date - 13/05/2026

**Wipro Technologies Peru SAC**  
**Special Purpose Statement of Changes in Equity**  
(Amount in PEN Thousands , unless otherwise stated)

**A. EQUITY SHARE CAPITAL**

Balance as of April 1, 2025	Changes during the year	Balance as of March 31, 2026
1,870	-	1,870
Balance as of April 1, 2024	Changes during the year	Balance as of March 31, 2025
1,870	-	1,870


**B. OTHER EQUITY**

Other Components of Equity				
Particulars	Share Premium	Retained Earnings	Other Comprehensive income	Total other equity
Balance as at April 1, 2025	-	2,101	-	2,101
Profit for the year	-	(556)	-	(556)
<b>Total Comprehensive income for the year</b>	-	<b>1,545</b>	-	<b>1,545</b>
<b>Balance as at March 31, 2026</b>	-	<b>1,545</b>	-	<b>1,545</b>

Other Components of Equity				
Particulars	Share Premium	Retained Earnings	Other Comprehensive income	Total other equity
Balance as at April 1, 2024	-	9,079	-	9,079
Profit for the year	-	473	-	473
<b>Total Comprehensive income for the year</b>	-	<b>9,552</b>	-	<b>9,552</b>
Cash dividend paid	-	(7,451)	-	(7,451)
Movement during the year	-	2,101	-	2,101
<b>Balance as at March 31, 2025</b>	-	<b>2,101</b>	-	<b>2,101</b>

The accompanying notes are an integral part of these special purpose financial statements.

As per our report of even date attached  
**For ASA & Associates LLP**  
**Chartered Accountants**  
Firm's Registration No.: 009571N/N500006

  
**Gaurav Poddar**  
**Partner**  
Membership No.: 063847

Place : Bengaluru  
Date - 13/05/2026



For and on behalf of the Board of Directors  
of **Wipro Technologies Peru SAC**

Signed by:  
  
707C1EB5744A42E...  
**Aayush Kalra**  
Authorized Signatory

Place : Brazil  
Date - 13/05/2026

**Summary of material accounting policies and other explanatory information**

**1. The Company Overview**

Wipro Technologies Peru S.A.C ("the Company") is a subsidiary of Wipro Information Technology Netherlands BV, incorporated and domiciled in Peru. The Company is provider of IT Services, including Business Process Services (BPS) services, globally and IT Products. The Company's ultimate holding company, Wipro Limited ("Wipro") is incorporated and domiciled in India.

**2. Basis of preparation of Special Purpose Financial Statements**

**(i) Statement of compliance and basis of preparation**

These Special Purpose Financial Statements are prepared for inclusion in the annual report of the Ultimate Holding Company (Wipro Limited) under the requirements of Section 129(3) of the Companies Act, 2013.

The Special Purpose Financial Statements comply in all material aspects with Indian Accounting Standards (Ind AS) notified under Section 133 of the Companies Act, 2013 (the Act) [Companies (Indian Accounting Standards) Rules, 2015, as amended].

**(ii) Basis of Measurement**

These Special Purpose Financial Statements have been prepared on a historical cost convention and on an accrual basis, except for the following material items which have been measured at fair value as required by relevant Ind AS:

a) The defined benefit asset/(liability) is recognised as the present value of defined benefit obligation less fair value of plan assets.

**(iii) Use of estimates and judgment**

The preparation of the Special Purpose Financial Statements in conformity with Ind AS requires management to make judgments, estimates and assumptions that affect the application of accounting policies and the reported amounts of Assets, Liabilities, Income and Expenses. Actual results may differ from those estimates. Estimates and underlying assumptions are reviewed on an ongoing basis. Revisions to accounting estimates are recognised in the period in which the estimates are revised and in any future periods affected. In particular, information about significant areas of estimation, uncertainty and critical judgments in applying accounting policies that have the most significant effect on the amounts recognised in the Special Purpose Financial Statements are included in the following notes:

**a) Revenue Recognition:**

The Company applies judgement to determine whether each product or service promised to a customer is capable of being distinct, and is distinct in the context of the contract, if not, the promised products or services are combined and accounted as a single performance obligation. The Company allocates the arrangement consideration to separately identifiable performance obligation deliverables based on their relative stand-alone selling price. In cases where the Company is unable to determine the stand-alone selling price, the Company uses expected cost plus margin approach in estimating the stand-alone selling price.

The Company uses the percentage of completion method using the input (cost expended) method to measure progress towards completion in respect of fixed price contracts. Percentage of completion method accounting relies on estimates of total expected contract revenue and costs. This method is followed when reasonably dependable estimates of the revenues and costs applicable to various elements of the contract can be made. Key factors that are reviewed in estimating the future costs to complete include estimates of future labor costs and productivity efficiencies. Because the financial reporting of these contracts depends on estimates that are assessed continually during the term of these contracts, recognised revenue and profit are subject to revisions as the contract progresses to completion. When estimates indicate that a loss will be incurred, the loss is provided for in the period in which the loss becomes probable. Volume discounts are recorded as a reduction of revenue. When the amount of discount varies with the levels of revenue, volume discount is recorded based on estimate of future revenue from the customer. Revenue is recognized on net basis in scenario where the company is not the primary obligor.

**b) Income Taxes:**

The major tax jurisdiction for the Company is in Peru. Significant judgments are involved in determining the provision for income taxes including judgment on whether tax positions are probable of being sustained in tax assessments. A tax assessment can involve complex issues, which can only be resolved over extended time periods.

**c) Deferred Taxes:**

Deferred tax is recorded on temporary differences between the tax bases of assets and liabilities and their carrying amounts, at the rates that have been enacted or substantively enacted at the reporting date. The ultimate realization of deferred tax assets is dependent upon the generation of future taxable profits during the periods in which those temporary differences and tax loss carry-forwards become deductible. The Company considers the expected reversal of deferred tax liabilities and projected future taxable income in making this assessment. The amount of the deferred tax assets considered realisable, however, could be reduced in the near term if estimates of future taxable income during the carry-forward period are reduced.

**d) Expected Credit Losses on Financial Assets:**

The impairment provisions of financial assets are based on assumptions about risk of default and expected timing of collection. The Company uses judgment in making these assumptions and selecting the inputs to the impairment calculation, based on the Company's history of collections, customer's creditworthiness, existing market conditions as well as forward looking estimates at the end of each reporting period.

**e) Useful lives of Property, Plant and Equipment:**

The Company depreciates property, plant and equipment on a straight-line basis over estimated useful lives of the assets. The charge in respect of periodic depreciation is derived based on an estimate of an asset's expected useful life and the expected residual value at the end of its life. The lives are based on historical experience with similar assets as well as anticipation of future events, which may impact their life, such as changes in technology. The estimated useful life is reviewed at least annually.

**3. Material Accounting Policies**

**(i) Functional and Presentation Currency**

These special purpose financial statements are presented in Peruvian Sol (PEN), which is the functional currency of the Company.

*(This space has been left blank intentionally)*



**(ii) Foreign Currency Transactions and Translation**

Transactions in foreign currency are translated into the functional currency using the exchange rates prevailing at the date of the transaction. Foreign exchange gains and losses resulting from the settlement of such transactions and from translation at the exchange rates prevailing at the reporting date of monetary assets and liabilities denominated in foreign currencies are recognised in the statement of profit and loss and reported within foreign exchange gains/(losses), net, within results of operating activities. Non-monetary assets and liabilities denominated in foreign currency and measured at historical cost are translated at the exchange rate prevalent at the date of transaction. Translation differences on non-monetary financial assets measured at fair value at the reporting date, such as equities classified as fair value through other comprehensive income are included in other comprehensive income, net of taxes.

**(iii) Financial Instruments**

**a) Non-Derivative Financial Instruments:**

Non derivative financial instruments consist of:

- financial assets, which include cash and cash equivalents, trade receivables, unbilled revenues, employee and other advances, investments in equity and eligible current and non-current assets; financial assets are derecognised when substantial risks and rewards of ownership of the financial asset have been transferred. In cases where substantial risks and rewards of ownership of the financial assets are neither transferred nor retained, financial assets are derecognised only when the Company has not retained control over the financial asset.
- financial liabilities, which include trade payables, eligible current and non-current liabilities.

Non-derivative financial instruments are recognised initially at fair value.

Subsequent to initial recognition, non-derivative financial instruments are measured as described below:

**A. Cash and Cash Equivalents**

The Company's cash and cash equivalents consist of cash on hand and in banks, which can be withdrawn at any time, without prior notice or penalty to principal. For the purposes of the statement of cash flows, cash and cash equivalents include cash on hand and in banks and are considered part of the Company's cash management system. In the balance sheet, bank overdrafts are presented under borrowings within current liabilities.

**B. Other Financial Assets:**

Other Financial Assets are non-derivative financial assets with fixed or determinable payments that are not quoted in an active market. They are presented as Current Assets, except for those maturing later than 12 months after the reporting date which are presented as Non-Current Assets. These are initially recognised at fair value and subsequently measured at amortised cost using the effective interest method, less any impairment losses. These comprise trade receivables, unbilled revenues, cash and cash equivalents and other assets.

**C. Trade and Other Payables**

Trade and Other Payables are initially recognised at fair value, and subsequently carried at amortised cost using the effective interest method. For these financial instruments, the carrying amounts approximate fair value due to the short-term maturity of these instruments.

**b) Derecognition of Financial Instruments**

The Company derecognises a financial asset when the contractual rights to the cash flows from the financial asset expires or it transfers the financial asset and the transfer qualifies for derecognition under Ind AS 109. If the Company, retains substantially all the risks and rewards of a transferred financial asset, the Company continues to recognise the financial asset and also recognises a borrowing for the proceeds received. A financial liability (or a part of a financial liability) is derecognised from the Company's balance sheet when the obligation specified in the contract is discharged or cancelled or expires.

**(iv) Equity**

**a) Share Capital and Share Premium**

The authorized share capital of the Company as of March 31, 2025 is PEN 1,869,588 divided into 1,869,588 equity shares of PEN 1 each. Par value of the equity shares is recorded as share capital and the amount received in excess of par value is classified as share premium.

**b) Retained earnings**

Retained earnings comprises of the Company's undistributed earnings after taxes.

**c) Dividend**

A final dividend, including tax thereon, on equity shares is recorded as a liability on the date of approval by the shareholders. An interim dividend, including tax thereon, is recorded as a liability on the date of declaration by the board of directors.

**d) Other reserves**

Changes in the fair value of financial instruments measured at fair value through other comprehensive income and actuarial gains and losses on defined benefit plans are recognized in other comprehensive income (net of taxes), and presented within equity in other reserves.

**(v) Property, Plant and Equipment**

**a) Recognition and Measurement**

Property, Plant and Equipment are measured at cost less accumulated depreciation and impairment losses, if any. Cost includes expenditures directly attributable to the acquisition of the asset. General and specific borrowing costs directly attributable to the construction of a qualifying asset are capitalised as part of the cost.

**b) Depreciation**

The Company depreciates Property, Plant and Equipment over the estimated useful life on a straight-line basis from the date the assets are available for use. Assets acquired under finance lease and leasehold improvements are amortised over the shorter of estimated useful life of the asset or the related lease term. The estimated useful life of assets are reviewed and where appropriate are adjusted, annually. The estimated useful lives of assets are as follows:

Category	Useful Life
Buildings	Useful life or lease term whichever is lower
Computer Equipment and Software	2 to 7 years
Furniture, Fixtures and Equipment	3 to 10 years

When parts of an item of Property, Plant and Equipment have different useful lives, they are accounted for as separate items (major components) of Property, Plant and Equipment. Subsequent expenditure relating to Property, Plant and Equipment is capitalised only when it is probable that future economic benefits associated with these will flow to the Company and the cost of the item can be measured reliably.

The cost of Property, Plant and Equipment not available for use before such date are disclosed under capital work-in-progress.

**(vi) Leases**

The determination of whether an arrangement is, or contains, a lease is based on the substance of the arrangement at the inception date. The arrangement is, or contains a lease if, fulfillment of the arrangement is dependent on the use of a specific asset or assets or the arrangement conveys a right to use the asset or assets, even if that right is not explicitly specified in an arrangement.



**Arrangements where the Company is the lessee**

The Company enters into an arrangement for lease of land, buildings, plant and machinery including computer equipment and vehicles. Such arrangements are generally for a fixed period but may have extension or termination options. The Company assesses, whether the contract is, or contains, a lease, at its inception. A contract is, or contains, a lease if the contract conveys the right to –

- a) control the use of an identified asset,
- b) obtain substantially all the economic benefits from use of the identified asset, and
- c) direct the use of the identified asset

The Company determines the lease term as the non-cancellable period of a lease, together with periods covered by an option to extend the lease, where the Company is reasonably certain to exercise that option.

The Company at the commencement of the lease contract recognizes a Right-of-Use (RoU) asset at cost and corresponding lease liability, except for leases with term of less than twelve months (short term leases) and low-value assets. For these short term and low value leases, the Company recognizes the lease payments as an operating expense on a straight-line basis over the lease term.

The cost of the right-of-use asset comprises the amount of the initial measurement of the lease liability, any lease payments made at or before the inception date of the lease, plus any initial direct costs, less any lease incentives received. Subsequently, the right-of-use assets are measured at cost less any accumulated depreciation and accumulated impairment losses, if any. The right-of-use assets are depreciated using the straight-line method from the commencement date over the shorter of lease term or useful life of right-of-use asset. The estimated useful life of right-of-use assets are determined on the same basis as those of property, plant and equipment.

The Company applies Ind AS 36 to determine whether an RoU asset is impaired and accounts for any identified impairment loss as described in the impairment of non-financial assets below.

For lease liabilities at the commencement of the lease, the Company measures the lease liability at the present value of the lease payments that are not paid at that date. The lease payments are discounted using the interest rate implicit in the lease, if that rate can be readily determined, if that rate is not readily determined, the lease payments are discounted using the incremental borrowing rate that the Company would have to pay to borrow funds, including the consideration of factors such as the nature of the asset and location, collateral, market terms and conditions, as applicable in a similar economic environment. After the commencement date, the amount of lease liabilities is increased to reflect the accretion of interest and reduced for the lease payments made.

The Company recognizes the amount of the re-measurement of lease liability as an adjustment to the RoU assets. Where the carrying amount of the right-of-use asset is reduced to zero and there is a further reduction in the measurement of the lease liability, the Company recognizes any remaining amount of the re-measurement in statement of profit and loss. Lease liability payments are classified as cash used in financing activities in the statement of cash flows.

**(vii) Impairment**

**A) Financial assets**

The Company assesses at each date of balance sheet whether a financial asset or a group of financial assets is impaired. Ind AS 109 requires expected credit losses to be measured through a loss allowance. The company recognises lifetime expected losses for all contract assets and/or all trade receivables that do not constitute a financing transaction. For all other financial assets, expected credit losses are measured at an amount equal to the 12-month expected credit losses or at an amount equal to the lifetime expected credit losses if the credit risk on the financial asset has increased significantly since initial recognition.

**B) Non - financial assets**

The Company assesses long-lived assets such as property, plant and equipment and acquired intangible assets for impairment whenever events or changes in circumstances indicate that the carrying amount of an asset or group of assets may not be recoverable. If any such indication exists, the Company estimates the recoverable amount of the asset or group of assets. The recoverable amount of an asset or cash generating unit is the higher of its fair value less cost of disposal (FVLCD) and its value-in-use (VIU). The VIU of long-lived assets is calculated using projected future cash flows. FVLCD of a cash generating unit is computed using turnover and earnings multiples. If the recoverable amount of the asset or the recoverable amount of the cash generating unit to which the asset belongs is less than its carrying amount, the carrying amount is reduced to its recoverable amount. The reduction is treated as an impairment loss and is recognised in the statement of profit and loss.

If at the reporting date, there is an indication that a previously assessed impairment loss no longer exists, the recoverable amount is reassessed and the impairment losses previously recognised are reversed such that the asset is recognised at its recoverable amount but not exceeding written down value which would have been reported if the impairment losses had not been recognised initially.

**viii) Employee benefits**

**a) Termination benefits**

Termination benefits are expensed when the Company can no longer withdraw the offer of those benefits.

**b) Short-term benefits**

Short-term employee benefit obligations are measured on an undiscounted basis and are recorded as expense as the related service is provided. A liability is recognised for the amount expected to be paid under short-term cash bonus or profit-sharing plans, if the Company has a present legal or constructive obligation to pay this amount as a result of past service provided by the employee and the obligation can be estimated reliably.

**c) Compensated absences**

The employees of the Company are entitled to compensated absences. The employees can carry forward a portion of the unutilised accumulating compensated absences and utilise it in future periods or receive cash at retirement or termination of employment. The Company records an obligation for compensated absences in the period in which the employee renders the services that increases this entitlement. The Company measures the expected cost of compensated absences as the additional amount that the Company expects to pay as a result of the unused entitlement that has accumulated at the end of the reporting period. The Company recognizes accumulated compensated absences based on projected unit credit method. Non-accumulating compensated absences are recognised in the period in which the absences occur.

**(ix) Provisions**

Provisions are recognised when the Company has a present obligation (legal or constructive) as a result of a past event, it is probable that an outflow of economic benefits will be required to settle the obligation and a reliable estimate can be made of the amount of the obligation. The amount recognised as a provision is the best estimate of the consideration required to settle the present obligation at the end of the reporting period, taking into account the risks and uncertainties surrounding the obligation.

When some or all of the economic benefits required to settle a provision are expected to be recovered from a third party, the receivable is recognised as an asset, if it is virtually certain that reimbursement will be received and the amount of the receivable can be measured reliably. Provisions for onerous contracts are recognised when the expected benefits to be derived by the Company from a contract are lower than the unavoidable costs of meeting the future obligations under the contract. Provisions for onerous contracts are measured at the present value of lower of the expected net cost of fulfilling the contract and the expected cost of terminating the contract.



**(x) Revenue**

The Company derives revenue primarily from software development, maintenance of software / hardware and related services, business process services, sale of IT and other products.

**Services**

The Company recognises revenue when the significant terms of the arrangement are enforceable, services have been delivered and the collectability is reasonably assured. The method for recognizing revenues and costs depends on the nature of the services rendered:

**A. Time and materials contracts**

Revenues and costs relating to time and materials contracts are recognised as the related services are rendered.

**B. Fixed-price contracts**

Revenues from fixed-price contracts, including systems development and integration contracts are recognised using the "percentage-of-completion" method. Percentage of completion is determined based on project costs incurred to date as a percentage of total estimated project costs required to complete the project. The cost expended (or input) method has been used to measure progress towards completion as there is a direct relationship between input and productivity. If the Company does not have a sufficient basis to measure the progress of completion or to estimate the total contract revenues and costs, revenue is recognised only to the extent of contract cost incurred for which recoverability is probable. When total cost estimates exceed revenues in an arrangement, the estimated losses are recognised in the statement of profit and loss in the period in which such losses become probable based on the current contract estimates. 'Unbilled revenues' represent cost and earnings in excess of billings as at the end of the reporting period. 'Unearned revenues' represent billing in excess of revenue recognised. Advance payments received from customers for which no services have been rendered are presented as 'Advance from customers'.

**C. Maintenance contracts**

Revenue from maintenance contracts is recognised ratably over the period of the contract using the percentage of completion method. When services are performed through an indefinite number of repetitive acts over a specified period of time, revenue is recognised on a straight-line basis over the specified period unless some other method better represents the stage of completion. In certain projects, a fixed quantum of service or output units is agreed at a fixed price for a fixed term. In such contracts, revenue is recognised with respect to the actual output achieved till date as a percentage of total contractual output. Any residual service unutilised by the customer is recognised as revenue on completion of the term.

**(xi) Finance Cost**

Finance cost comprise interest cost on borrowings, gain or losses arising on re-measurement of financial assets at FVTPL, gains/ (losses) on translation or settlement of foreign currency borrowings and changes in fair value and gains/ (losses) on settlement of related derivative instruments. Borrowing costs that are not directly attributable to a qualifying asset are recognised in the statement of profit and loss using the effective interest method.

**(xii) Other income**

Other income comprises interest income on deposits, dividend income and gains / (losses), net, on disposal of investments and customer referral fees. Interest income is recognised using the effective interest method. Dividend income is recognised when the right to receive payment is established.

**(xiii) Income tax**

Income tax comprises current and deferred tax. Income tax expense is recognised in the statement of profit and loss except to the extent it relates to a business combination, or items directly recognised in equity or in other comprehensive income.

**a) Current income tax**

Current income tax for the current and prior periods are measured at the amount expected to be recovered from or paid to the taxation authorities based on the taxable income for the period. The tax rates and tax laws used to compute the current tax amount are those that are enacted or substantively enacted as at the reporting date and applicable for the period. The Company offsets current tax assets and current tax liabilities, where it has a legally enforceable right to set off the recognised amounts and where it intends either to settle on a net basis, or to realise the asset and liability simultaneously.

**b) Deferred income tax**

Deferred income tax is recognised using the balance sheet approach. Deferred income tax assets and liabilities are recognised for deductible and taxable temporary differences arising between the tax base of assets and liabilities and their carrying amount in financial statements, except when the deferred income tax arises from the initial recognition of goodwill or an asset or liability in a transaction that is not a business combination and affects neither accounting nor taxable profits or loss at the time of the transaction.

Deferred income tax assets are recognised to the extent it is probable that taxable profit will be available against which the deductible temporary differences and the carry forward of unused tax credits and unused tax losses can be utilised.

Deferred income tax liabilities are recognised for all taxable temporary differences except in respect of taxable temporary differences that is expected to reverse within the tax holiday period, taxable temporary differences associated with investments in subsidiaries, associates and foreign branches where the timing of the reversal of the temporary difference can be controlled and it is probable that the temporary difference will not reverse in the foreseeable future.

The carrying amount of deferred income tax assets is reviewed at each reporting date and reduced to the extent that it is no longer probable that sufficient taxable profit will be available to allow all or part of the deferred income tax asset to be utilised. Deferred income tax assets and liabilities are measured at the tax rates that are expected to apply in the period when the asset is realised or the liability is settled, based on tax rates (and tax laws) that have been enacted or substantively enacted at the reporting date.

The Company offsets deferred income tax assets and liabilities, where it has a legally enforceable right to offset current tax assets against current tax liabilities, and they relate to taxes levied by the same taxation authority on either the same taxable entity, or on different taxable entities where there is an intention to settle the current tax liabilities and assets on a net basis or their tax assets and liabilities will be realised simultaneously.

**(xiv) Earnings per share**

Basic earnings per share is calculated by dividing net profit/ (loss) for the period/year by the weighted average number of ordinary shares outstanding during the period/year.

Diluted earnings per share is calculated by dividing the net profit/ (loss) by the weighted average number of ordinary shares outstanding during the period/year plus the weighted average number of ordinary shares that would be issued on the conversion of all the dilutive potential ordinary shares into ordinary shares.

**(xv) Cash flow statement**

Cash flow are reported using the indirect method, whereby profit / (loss) for the period is adjusted for the effects of transactions of a non-cash nature, any deferrals or accruals of past operating cash receipts or payments and item of income or expenses associated with investing or financing cash flows. The cash from operating, investing and financing activities of the Company are segregated. The amendment to Ind AS 7, requires entities to provide disclosures about changes in their liabilities arising from financing activities, including both changes arising from cash flows and non-cash changes (such as foreign exchange gains or losses).



**Wipro Technologies Peru SAC**  
**Notes forming Part of the Special Purpose Financial Statements**

**i. New amendments adopted by the Company effective from April 1, 2025:**

**a. Amendments to Ind AS 21 – The Effects of Changes in Foreign Exchange Rates**

The amendment clarifies how an entity should assess whether a currency is exchangeable and how it should determine a spot exchange rate when exchangeability is lacking, as well as require the disclosure of information that enables users of Special Purpose Financial Statements to understand the impact of a currency not being exchangeable. These amendments are effective for annual reporting periods beginning on or after April 1, 2025. The adoption of these amendments to Ind AS 21 did not have any material impact on the Special Purpose Financial Statements.

**b. Amendments to Ind AS 1 – Presentation of Special Purpose Financial Statements**

On August 13, 2025, the MCA has issued "Classification of liabilities as current or non-current and non-current liabilities with covenants (Amendments to Ind AS 1)" The amendments aim to promote consistency in applying the requirements by helping companies to determine whether, in the statement of financial position, debt and other liabilities with an uncertain settlement date should be classified as current (due or potentially due to be settled within one year) or non-current. The amendments also clarified the classification requirements for debt a company might settle by converting it into equity. These amendments are effective for annual reporting periods beginning on or after April 1, 2025, and are to be applied retrospectively. The adoption of these amendments to Ind AS 1 did not have any material impact on the Special Purpose Financial Statements.

**c. Amendments to Ind AS 7 - Statement of Cash Flows and Ind AS 107 - Financial Instruments**

On August 13, 2025, MCA issued 'Supplier Finance Arrangements (Amendments to Ind AS 7 and Ind AS 107)', that require companies to disclose information about its supplier finance arrangements that enables users of Special Purpose Financial Statements to assess the effects of those arrangements on the companies liabilities and cash flows and on the company's exposure to liquidity risk. These amendments are effective for annual reporting periods beginning on or after April 1, 2025 and are to be applied retrospectively. The adoption of these amendments to Ind AS 7 and Ind AS 107 did not have any material impact on the Special Purpose Financial Statements.

**d. Amendments to Ind AS 12 – Income Taxes**

On August 13, 2025, the MCA issued International Tax Reform - Pillar Two Model Rules - Amendments to Ind AS 12 "Income Taxes" to clarify the application of Ind AS 12 to income taxes arising from tax law enacted or substantively enacted to implement the Organisation for Economic Co-operation and Development (OECD), including tax law that implements qualified domestic minimum top-up taxes described in those rules.

The Company has applied the temporary exception from the accounting requirements for deferred taxes in Ind AS 12. Accordingly, the Company neither recognised, nor disclosed information about deferred tax assets and liabilities related to Pillar Two income taxes.

**ii. New amendments not yet adopted:**

Ministry of Corporate Affairs ("MCA") notifies new standards or amendments to the existing standards under Companies (Indian Accounting Standards) Rules as issued from time to time. For the year ended March 31, 2026, MCA has not notified any new standards or amendments to the existing standards applicable to the Company which are not yet adopted.

*(This space has been left blank intentionally)*



**Wipro Technologies Peru SAC**  
**Notes forming part of the Special Purpose Financial Statements for the Year ended March 31, 2026**  
(Amount in PEN Thousands , unless otherwise stated)

4 Property, plant and equipment

Particulars	Computers	Total
<b>Gross Carrying Value :-</b>		
<b>As at 1 April 2024</b>	2,814	2,814
Additions	425	425
Disposals	(328)	(328)
<b>As at 31 March 2025</b>	<b>2,911</b>	<b>2,911</b>
<b>Accumulated Depreciation :-</b>		
<b>As at 1 April 2024</b>	2,452	2,452
Additions	292	292
Disposals	(328)	(328)
<b>As at 31 March 2025</b>	<b>2,416</b>	<b>2,416</b>
<b>Net Carrying value As at 31 March 2025</b>	<b>495</b>	<b>495</b>

Particulars	Computers	Total
<b>Gross Carrying Value :-</b>		
<b>As at 1 April 2025</b>	2,912	2,912
Additions	143	143
Disposals	(912)	(912)
<b>As at 31 March 2026</b>	<b>2,143</b>	<b>2,143</b>
<b>Accumulated Depreciation :-</b>		
<b>As at 1 April 2025</b>	2,417	2,417
Additions	244	244
Disposals	(893)	(893)
<b>As at 31 March 2026</b>	<b>1,768</b>	<b>1,768</b>
<b>Net Carrying value As at 31 March 2026</b>	<b>375</b>	<b>375</b>

*(This space has been left blank intentionally)*



**Wipro Technologies Peru SAC**  
**Notes forming part of the Special Purpose Financial Statements for the Year ended March 31, 2026**  
(Amount in PEN Thousands , unless otherwise stated)

5 Other assets

	As at 31 March 2026	As at 31 March 2025
<b>Current assets</b>		
Balance with Government authorities	568	338
	<b>568</b>	<b>338</b>

6 Deferred tax asset (Net) / Deferred tax liability (Net)

Movement in deferred tax assets and liabilities

Movement during the Year ended March 31, 2026	As at 31 March 2025	Credit/ (charge) in P&L	Credit/ (charge) in OCI	As at 31 March 2026
Carry-forward losses	(14)	14	-	-
Trade payables and other liabilities	91	(91)	-	-
Allowance for lifetime expected credit losses	16	(16)	-	-
Others	2	(2)	-	-
<b>Total</b>	<b>95</b>	<b>(95)</b>	<b>-</b>	<b>-</b>

Movement during the Year ended March 31, 2025	As at 31 March 2024	Credit/ (charge) in P&L	Credit/ (charge) in OCI	As at 31 March 2025
Carry-forward losses	(14)	-	-	(14)
Trade payables and other liabilities	23	68	-	91
Allowance for lifetime expected credit losses	29	(13)	-	16
Others	2	-	-	2
<b>Total</b>	<b>40</b>	<b>55</b>	<b>-</b>	<b>95</b>

*(This space has been left blank intentionally)*



**Wipro Technologies Peru SAC**  
**Notes forming part of the Special Purpose Financial Statements for the Year ended March 31, 2026**  
(Amount in PEN Thousands , unless otherwise stated)

	As at 31 March 2026	As at 31 March 2025
<b>7 Trade receivables</b>		
<b>Unsecured</b>		
Considered good	460	845
Credit impaired	142	12
	<u>602</u>	<u>857</u>
Less: Provision for expected credit loss	(142)	(12)
	<u>460</u>	<u>845</u>
With group Companies - Considered good ( refer note 22)	304	157
	<u><b>764</b></u>	<u><b>1,002</b></u>

The activity in the allowance for lifetime expected credit loss is given below:

	As at 31 March 2026	As at 31 March 2025
Balance at the beginning of the year	12	58
Additions during the year	133	(29)
Charged against Allowance	(3)	(17)
<b>Balance at the end of the year</b>	<u><b>142</b></u>	<u><b>12</b></u>

	As at 31 March 2026	As at 31 March 2025
<b>8 Cash and cash equivalents</b>		
Cash and bank balances	2,232	3,162
	<u><b>2,232</b></u>	<u><b>3,162</b></u>

	As at 31 March 2026	As at 31 March 2025
<b>9 Equity share capital</b>		
<b>Authorised capital</b>		
[1,869,588 ] Equity shares (2024 : [1,869,588 ] Shares)	1,870	1,870
	<u><b>1,870</b></u>	<u><b>1,870</b></u>
Issued, subscribed and paid-up capital		
[1,869,588 ] Equity shares (2024 : [1,869,588 ] Shares)	1,870	1,870
	<u><b>1,870</b></u>	<u><b>1,870</b></u>

	As at 31 March 2026	As at 31 March 2025
<b>(a) Reconciliation of the number of shares and amount outstanding at the beginning and at the end of the reporting period:</b>		
Number of shares outstanding as at beginning of the year	1,870	1,870
Number of shares issued during the year	-	-
Number of shares outstanding as at the end of the year	<u><b>1,870</b></u>	<u><b>1,870</b></u>

	As at 31 March 2026	As at 31 March 2025
<b>(b) Details of share holding pattern by related parties</b>		
<b>Name of shareholders</b>		
Wipro Information Technology Netherlands BV	1,869,175	1,869,175
% of the holding	99.98%	99.98%
Wipro IT Services UK Societas	413	413
% of the holding	0.02%	0.02%

**(c) Terms / Rights attached to equity shares**  
The Company has only one class of equity shares having a par value of PEN 1 per share. Each holder of equity shares is entitled to one vote per share. The Company declares and pays dividends in PEN. The dividend proposed by the Board of Directors is subject to the approval of the shareholders in the ensuing Annual General Meeting, except interim dividend. In the event of liquidation of the Company, the holders of equity shares will be entitled to receive remaining assets of the Company, after distribution of all preferential amounts, if any. The distribution will be in proportion to the number of equity shares held by the shareholders.

**(d)** There has been no issue of bonus shares / issue of shares for consideration other than cash or buy back during five years immediately preceding 31 March 2026

**10 Other equity**

Particulars	Retained earnings	Share premium	Total
<b>As at 1 April 2024</b>	9,079	-	9,079
Add :- Profit For the year	473	-	473
Add :- Movement during the year	-	-	-
Less :- Dividend paid for the year	(7,451)	-	(7,451)
<b>As at 31 March 2025</b>	<u><b>2,101</b></u>	<u><b>-</b></u>	<u><b>2,101</b></u>
Add :- Profit For the year	(556)	-	(556)
Add :- Movement during the year	-	-	-
Less :- Dividend paid for the year	-	-	-
<b>As at 31 March 2026</b>	<u><b>1,545</b></u>	<u><b>-</b></u>	<u><b>1,545</b></u>



**Wipro Technologies Peru SAC**  
**Notes forming part of the Special Purpose Financial Statements for the Year ended March 31, 2026**  
(Amount in PEN Thousands , unless otherwise stated)

	As at 31 March 2026	As at 31 March 2025
<b>11 Trade payables</b>		
Trade Payable	116	75
Payable to group companies (refer note 22)	66	48
	<b>182</b>	<b>123</b>
<b>12 Other financial liabilities</b>		
<b>Current liabilities</b>		
Employee Payables	18	99
	<b>18</b>	<b>99</b>
<b>13 Other current liabilities</b>		
<b>Current liabilities</b>		
Advance from customers	10	6
<b>Statutory liabilities</b>		
Withholding Tax Payable	467	416
	<b>477</b>	<b>422</b>
<b>14 Provisions</b>		
<b>Non Current</b>		
Compensated absences	4	35
	<b>4</b>	<b>35</b>
<b>Current</b>		
Compensated absences	5	32
Other employee provisions	4	25
	<b>9</b>	<b>57</b>
	<b>13</b>	<b>92</b>
<b>15 Revenue from operations</b>		
Rendering of services	2,080	2,535
	<b>2,080</b>	<b>2,535</b>
<b>Revenue by nature of contract</b>		
Fixed Price and maintenance contracts	2,078	2,535
Time and Material	2	-
	<b>2,080</b>	<b>2,535</b>

**Contract asset and liabilities**

The Company classifies its right to consideration in exchange for deliverables as either a receivable or a contract asset. A receivable is a right to consideration that is unconditional. A right to consideration is unconditional if only the passage of time is required before payment of that consideration is due. For example, the Company recognizes a receivable for revenues related to time and materials contracts or volume-based contracts. The Company presents such receivables as part of unbilled receivables at their net estimated realizable value.

**Contract liabilities:** A contract liability is an entity's obligation to transfer goods or services to a customer for which the entity has received consideration (or the amount is due) from the customer. During the year ended March 31, 2026, the Company recognized revenue of PEN 370 thousands arising from contract liabilities as at March 31, 2025. During the year ended March 31, 2025, the Company recognized revenue of PEN 48 thousands arising from contract liabilities as at March 31, 2024.

**Contract assets:** A contract asset is a right to consideration that is conditional upon factors other than the passage of time. Contract assets primarily relate to unbilled amounts on fixed-price development contracts and are classified as non-financial asset as the contractual right to consideration is dependent on completion of contractual milestones. There are no contract assets as at March 31, 2025.

Contract assets and liabilities are reported in a net position on a contract by contract basis at the end of each reporting period.

**Debtors and Unbilled balances**

	As at 31 March 2026	As at 31 March 2025
Trade receivables	764	1,002
Unbilled revenues	43	25
	<b>807</b>	<b>1,027</b>
<b>16 Other income</b>		
Interest income	21	-
Other Income	-	2
Foreign exchange gains, net	-	18
	<b>21</b>	<b>20</b>



**Wipro Technologies Peru SAC**  
**Notes forming part of the Special Purpose Financial Statements for the Year ended March 31, 2026**  
(Amount in PEN Thousands , unless otherwise stated)

	Year ended March 31, 2026	Year ended March 31, 2025
<b>17 Employee benefits expense</b>		
Salaries and wages	782	549
Contribution to other employee funds	41	28
	<b>823</b>	<b>577</b>
<b>18 Depreciation and amortisation expense</b>		
Depreciation on PPE	244	292
	<b>244</b>	<b>292</b>
<b>19 Other expenses</b>		
Legal and professional fees	352	341
Foreign exchange losses, net	42	-
Loss on sale of property, plant and equipment, net	19	1
Rates, taxes and insurance	2	8
Travel	1	6
Communication	1	2
Miscellaneous expenses	19	26
	<b>436</b>	<b>384</b>
<b>20 Tax expense</b>		
Current tax	133	277
Deferred tax	95	(55)
<b>Total income taxes</b>	<b>228</b>	<b>222</b>
Profit / (Loss) before taxation	(328)	695
Enacted income tax rate	29.5%	29.5%
Computed expected tax expenses	(97)	205
<b>Effect of</b>		
Tax effect on items disallowed for tax computation	192	(0)
Prior period adjustment	133	17
	<b>228</b>	<b>222</b>

Deferred tax asset in respect of unused tax losses have not been recognized by the company. The deferred tax asset has not been recognized by the company, because it is probable that future taxable profit will not be available against which the unused tax losses can be utilized in the foreseeable future. Under Peru's tax regulations, tax losses can be carried forward for up to 4 years.

**21 Earnings per equity share**

Basic earnings /(loss) per share amounts are calculated by dividing the profit/loss for the year attributable to equity holders by the weighted average number of equity shares outstanding during the year.

Diluted earnings /(loss) per share amounts are calculated by dividing the profit/loss attributable to equity holders (after adjusting for interest on the convertible preference shares) by the weighted average number of equity shares outstanding during the period plus the weighted average number of equity shares that would be issued on conversion of all the dilutive potential equity shares into equity shares

**The following reflects the income and share data used in the basic and diluted EPS computations:**

	Year ended March 31, 2026	Year ended March 31, 2025
Net profit after tax attributable to the equity shareholders (in PEN)	(556,000)	473,000
Weighted average number of equity shares - for basic and diluted EPS	1,869,588	1,869,588
Earnings per share - Basic and diluted (in PEN)	<b>(0.30)</b>	<b>0.25</b>



**Wipro Technologies Peru SAC**  
**Notes forming Part of the Special Purpose Financial Statements**  
(Amount in PEN Thousands , unless otherwise stated)

**22. Related party relationship and transactions**

**List of Related parties**

Name of the Related Party	Nature of Relationship	Country of Incorporation
Wipro Ltd	Ultimate Holding Company	India
Wipro Information technology Netherlands BV	Holding Company	Netherlands
Wipro do Brasil Technologia Ltda	Fellow Subsidiary	Brasil
Wipro Technologies SA DE C V	Fellow Subsidiary	Mexico

**Related parties with whom transactions have taken place during the year / period**

The Company has the following related party transactions

Transactions	For the year ended	For the period from
	March 31, 2026	March 31, 2025
Sales of goods and services	578	756
Purchase of services	407	305
Corporate Overheads	10	17
Other Reimbursements	18	-
<b>Balance as at the year / period end</b>	<b>As at</b>	<b>As at</b>
	<b>March 31, 2026</b>	<b>March 31, 2025</b>
Receivables	304	157
Payables	66	48

The following are the entity- wise breakup of significant related party transactions

	For the year ended	For the period from
	March 31, 2026	March 31, 2025
<b>Sale of services</b>		
Wipro Ltd	578	157
	578	157
<b>Purchase of services</b>		
Wipro Ltd	342	305
Wipro do Brasil Technologia Ltda	65	-
	407	305
<b>Corporate Overhead</b>		
Wipro Ltd	10	17
	10	17
<b>Dividend Paid</b>		
Wipro Information Technology Netherlands BV.	-	7,449
Wipro IT Services UK Societas	-	2
	-	7,451
<b>Other Reimbursements</b>		
Wipro Ltd	18	-
	18	-
<b>Balance as at the year / period end</b>	<b>As at</b>	<b>As at</b>
	<b>March 31, 2026</b>	<b>March 31, 2025</b>
<b>Receivables</b>		
Wipro Ltd	304	157
	304	157
<b>Payables</b>		
Wipro Technologies SA DE C V	-	48
Wipro do Brasil Technologia Ltda	66	-
	66	48



**Wipro Technologies Peru SAC**  
**Notes forming Part of the Special Purpose Financial Statements**  
(Amount in PEN Thousands , unless otherwise stated)

**23 Commitments and Contingencies**

Particulars	As at	As at
	March 31, 2026	March 31, 2025
Guarantees given by the banks on behalf of the Company	-	-
Guarantees given by the Company on behalf of subsidiaries	-	-

There are no Contingent Liabilities, Capital and Other Commitments as at March 31, 2026 and March 31, 2025

**24 Financial instruments measurement and disclosure**

**Financial instruments by category**

Particulars	As at March 31, 2026		As at March 31, 2025	
	Amortised cost	Total	Amortised cost	Total
<b>Financial assets:</b>				
Trade receivables	764	764	1,002	1,002
Cash and cash equivalents	2,232	2,232	3,162	3,162
Unbilled revenue	43	43	25	25
<b>Total</b>	<b>3,039</b>	<b>3,039</b>	<b>4,189</b>	<b>4,189</b>
<b>Financial liabilities:</b>				
Trade payables	182	182	123	123
Other financial liabilities	18	18	99	99
<b>Total</b>	<b>200</b>	<b>200</b>	<b>222</b>	<b>222</b>

The fair values of assets and liabilities approximates its carrying value.

The Company has not disclosed the fair value of financial instruments such as trade receivables, unbilled revenue, trade payables, other financials assets etc. because their carrying amounts are a reasonable approximation of fair value.

*(This space has been left blank intentionally)*



**Wipro Technologies Peru SAC**  
**Notes forming Part of the Special Purpose Financial Statements**  
(Amount in PEN Thousands , unless otherwise stated)

**25 Financial risk management**

**Financial risk management**

The Company's activities expose it to market risk, liquidity risk and credit risk. This note explains the sources of risk which the entity is exposed to and how the entity manages the risk and the related impact in the financial statements.

Risk	Exposure arising from	Measurement
Credit risk	Cash and cash equivalent, trade receivables, financial assets measured at amortized cost	Ageing analysis
Liquidity risk	Borrowings and other financial liabilities	Rolling cash flow forecasts

The Company's risk management is carried out by a central treasury department (of the group) under policies approved by the board of directors. The board of directors provides written principles for overall risk management, as well as policies covering specific areas, such interest rate risk, credit risk and investment of excess liquidity.

**A Credit risk**

Credit risk arises from cash and cash equivalents, trade receivables, investments carried at amortized cost and deposits with banks and financial institutions.

**Credit risk management**

The finance function of the Company assesses and manages credit risk based on internal credit rating system. Internal credit rating is performed for each class of financial instruments with different characteristics.

The Company considers the probability of default upon initial recognition of asset and whether there has been a significant increase in credit risk on an on-going basis throughout each reporting period. In general, it is presumed that credit risk has significantly increased since initial recognition if the payments are more than 30 days past due. A default on a financial asset is when the counterparty fails to make contractual payments when they fall due. This definition of default is determined by considering the business environment in which entity operates and other macro-economic factors.

Provided below is the ECL assessment (refer note 7):

As at 31 March 2026	Gross Carrying	Expected Loss rate	Allowance for expected
more than 12 months	142	100%	142

**Expected credit loss for trade receivables under simplified approach**

During the periods presented, the Company made no write-offs of trade receivables and it does not expect to receive future cash flows or recoveries from collection of cash flows previously written off.

**Concentration Risk**

The table below provides the details of the customer having balance of more than 10% of the total Account receivable (AR) of the entity.

Particulars	As at March 31, 2026	As at March 31, 2025
No of customers who owed more than 10% of total receivables	3	3
Contributions of customers owning more than 10% of total receivables	98%	83%

*(This space has been left blank intentionally)*



**Wipro Technologies Peru SAC**  
**Notes forming Part of the Special Purpose Financial Statements**  
(Amount in PEN Thousands , unless otherwise stated)

**25 Financial risk management (continued)**

**B Liquidity risk**

Prudent liquidity risk management implies maintaining sufficient cash and marketable securities and the availability of funding through an adequate amount of committed credit facilities to meet obligations when due. Due to the nature of the business, the Company maintains flexibility in funding by maintaining availability under committed facilities.

Management monitors rolling forecasts of the Company's liquidity position and cash and cash equivalents on the basis of expected cash flows. The Company takes into account the liquidity of the market in which the entity operates. In addition, the Company's liquidity management policy involves projecting cash flows in major currencies and considering the level of liquid assets necessary to meet these, monitoring balance sheet liquidity ratios against internal and external regulatory requirements and maintaining debt financing plans.

**Maturities of financial liabilities**

The tables below analyze the Company's financial liabilities into relevant maturity groupings based on their contractual maturities for all financial liabilities. The amounts disclosed in the table are the contractual undiscounted cash flows.

March 31, 2026	Due in 1st year	Due in 2nd year	Due in 3rd to 5th year	Beyond 5th year	Total
<b>Non-derivatives</b>					
Trade payables	182	-	-	-	182
Other Financial liabilities	18	-	-	-	18
<b>Total</b>	<b>200</b>	<b>-</b>	<b>-</b>	<b>-</b>	<b>200</b>

March 31, 2025	Due in 1st year	Due in 2nd year	Due in 3rd to 5th year	Beyond 5th year	Total
<b>Non-derivatives</b>					
Trade payables	123	-	-	-	123
Other Financial liabilities	99	-	-	-	99
<b>Total</b>	<b>222</b>	<b>-</b>	<b>-</b>	<b>-</b>	<b>222</b>

**C Market Risk**

Market risk is the risk that the fair value of future cash flows of a financial instrument will fluctuate because of changes in market prices. Market risk comprises of currency risk. Financial instruments affected by market risk include trade and other receivables/ payables.

**D Interest rate risk**

The Company has no borrowings as at March 31, 2026. They are therefore not subject to interest rate risk as defined in Ind AS 107, 'Financial Instruments - Disclosures', since neither the carrying amount nor the future cash flows will fluctuate because of a change in market interest rates.

**E Foreign currency risk**

Foreign currency risk is the risk that the fair value or future cash flows of a financial instrument will fluctuate because of changes in foreign exchange rates. The Company's exposure to the risk of changes in foreign exchange rates relates primarily to the Company's operating activities (when revenue or expense is denominated in a different currency from the Company's functional currency).

**Foreign currency sensitivity**

The following table demonstrates the sensitivity to a reasonably possible change in the US dollar exchange rate (or any other material currency), with all other variables held constant, of the Company's profit before tax (due to changes in the fair value of monetary assets and liabilities). The Company's exposure to foreign currency changes for all other currencies is not material.

<b>USD</b>	<b>31-Mar-26</b>	<b>31-Mar-25</b>
- strengthened 1% (2025: 1%)	11	15
- weakened 1% (2025: 1%)	(11)	(15)
<b>EUR</b>	<b>31-Mar-26</b>	<b>31-Mar-25</b>
- strengthened 1% (2025: 1%)	(5)	0
- weakened 1% (2025: 1%)	1	0
<b>BRL</b>	<b>31-Mar-26</b>	<b>31-Mar-25</b>
- strengthened 1% (2025: 1%)	0	0
- weakened 1% (2025: 1%)	0	(0)



**Wipro Technologies Peru SAC**  
**Notes forming Part of the Special Purpose Financial Statements**  
(Amount in PEN Thousands , unless otherwise stated)

The below table presents foreign currency risk from non-derivative financial instruments as of March 31, 2026 and 2025

in 000's

Particulars	As at Mar 2026			As at Mar 2025		
	USD	EUR	BRL	USD	EUR	BRL
Trade receivables and unbilled revenue	59	-	-	500	-	-
Cash and cash equivalents	307	-	-	1,013	-	-
Trade payables and other financial liabilities	(55)	(127)	-	8	(4)	1
<b>Net assets/ (liabilities)</b>	<b>311</b>	<b>(127)</b>	<b>-</b>	<b>1,521</b>	<b>(4)</b>	<b>1</b>
<b>Exchange Rate</b>	<b>3.49</b>	<b>4.01</b>	<b>0.00</b>	<b>3.64</b>	<b>3.92</b>	<b>0.63</b>

## 26 Capital management

The Company manages its capital to ensure that it will be able to continue as a going concern. The structure is managed to maintain an investment grade credit rating, to provide ongoing returns to shareholders and to service debt obligations, whilst maintaining maximum operational flexibility.

The Company monitors capital using a gearing ratio, which is net debt divided by total equity :

- Equity includes equity share capital and all other equity components, which attributable to the equity holders
- Net Debt includes trade payables and other financial liabilities, less cash and cash equivalents.

	Note	As at March 31, 2026	As at March 31, 2025
Trade Payables and Other Financial Liabilities	Financial Liabilities	200	222
Less: Cash and Cash Equivalents	Financial Assets	(2,232)	(3,162)
<b>Net debt</b>		<b>(2,032)</b>	<b>(2,940)</b>
Equity Share Capital	Equity	1,870	1,870
Other Equity	Equity	1,545	2,101
<b>Total Capital</b>		<b>3,415</b>	<b>3,971</b>
<b>Overall Financing</b>		<b>1,383</b>	<b>1,031</b>

### Gearing ratio - Net Debt / Total Capital

-0.60                      -0.74

In order to achieve the objective of maximising shareholders value, the Company's capital management, amongst other things, aims to manage its capital structure and makes adjustments in light of changes in economic conditions or its business requirements. To maintain or adjust the capital structure, the Company may adjust the dividend payment to shareholders, return capital to shareholders or issue new shares. No changes were made in the objectives, policies or processes for managing capital during the current and previous years.

*(This space has been left blank intentionally)*



**Wipro Technologies Peru SAC**  
**Notes forming Part of the Special Purpose Financial Statements**  
(Amount in PEN Thousands , unless otherwise stated)

**27 Events occurring after the reporting date**

No adjusting or significant non-adjusting events have occurred between March 31, 2026 and the date of authorization of these financial statements.

**28 Segment reporting**

The company operates in one business segment, namely sale of software services. As the relevant information is available from the balance sheet and the statement of profit and loss itself, and keeping in view the objective of segment reporting, the company is not required to disclose segment information as per IND-AS 108.


Particulars	Year ended March 31, 2026	Year ended March 31, 2025
No of customers who owed more than 10% of total revenue	4	5
Revenue Amount	2,045	2,329

**29** Certain items in the previous year's financial statements have been reclassified/regrouped, wherever necessary, to conform to the classification in the current year's presentation. These regroupings/reclassifications have no material impact on the total equity or net profit as previously reported.

Particulars	Previous classification	Revised Classification	Amount
Inter-company receivables	Other financial assets	Trade receivables	17
Employee payables	Other current liabilities	Other financial liabilities	(51)
Accrued payables	Provisions	Trade payables	(74)
Employee payables	Provisions	Other financial liabilities	(40)
Inter company payable	Other current liabilities	Trade payables	(48)

As per our report of even date

**As per our report of even date attached**  
**For ASA & Associates LLP**  
Chartered Accountants  
Firm's Registration No.: 009571N/N500006

  
**Gaurav Poddar**  
Partner  
Membership No.: 063847  
Place : Bengaluru  
Date - 13/05/2026



**For and on behalf of the Board of Directors**  
of Wipro Technologies Peru SAC

Signed by:  
  
707C1EB5744A42E...  
**Aayush Kalra**  
Authorized Signatory

Place : Brazil  
Date - 13/05/2026