

Special Purpose Financial Statements and Independent Auditor's Report

Wipro Technologies Limited, Russia

(Amount in RUB in thousands, unless otherwise stated)

31st March 2026

INDEPENDENT AUDITORS' REPORT

To the Board of Directors of Wipro Technologies Limited, Russia

Report on the Audit of the Special Purpose Financial Statements

Opinion

We have audited the accompanying special purpose financial statements of Wipro Technologies Limited, Russia ("the Company"), which comprise the Balance Sheet as at 31 March 2026, and the Statement of Profit and Loss (including Other Comprehensive Income), the Statement of Changes in Equity and the Statement of Cash Flows for the year then ended, and a summary of significant accounting policies and other explanatory information (herein after referred to as "the Special Purpose Financial Statements"). As explained in Note 2 (A) to the Special Purpose Financial Statements, these Special Purpose Financial Statements include limited information and have been prepared by the Management of Wipro Limited ("the Parent") solely for inclusion in the annual report of Wipro limited for the year ended 31 March 2026 under the requirements of section 129(3) of the Companies Act, 2013, in accordance with the accounting policies of the Parent and in compliance with the recognition and measurement principles laid down in Indian Accounting Standards prescribed under section 133 of the Act read with the Companies (Indian Accounting Standards) Rules, 2015, as amended, ("Ind AS").

In our opinion and to the best of our information and according to the explanations given to us, the aforesaid special purpose financial statements give a true and fair view in conformity with the basis of presentation referred to in Note 2 (A) to the Special Purpose Financial Statements, of the state of affairs of the Company as at 31 March 2026, and loss and other comprehensive income, changes in equity and its cash flows for the year ended on that date.

Basis for Opinion

We conducted our audit in accordance with the Standards on Auditing (SAs) specified under section 143(10) of the Act. Our responsibilities under those Standards are further described in the Auditor's Responsibilities for the Audit of the Special Purpose Financial Statements section of our report. We are independent of the Company in accordance with the *Code of Ethics* issued by the Institute of Chartered Accountants of India (ICAI) and we have fulfilled our other ethical responsibilities in accordance with these requirements and the Code of Ethics. We believe that the audit evidence we have obtained is sufficient and appropriate to provide a basis for our opinion on the Special Purpose Financial Statements.

Basis of Accounting and Restriction on Use

Without modifying our opinion, we draw attention to Note 2 (A) to the Special Purpose Financial Statements. The Special Purpose Financial Statements are prepared for inclusion in the annual report of Ultimate Holding Company under the requirements of section 129(3) of the Companies Act, 2013. As a result, the special purpose financial statements may not be suitable for any other purpose. Our report is intended solely for the company and Wipro Limited and should not be distributed to or used by parties other than the company and Wipro Limited.

Management Responsibility for the Special Purpose Financial Statements

The Company's management and Board of Directors are responsible for the matters stated in section 134(5) of the Act with respect to the preparation of these special purpose financial statements that give a true and fair view of the financial position, financial performance and total comprehensive income, changes in equity and cash flows of the Company in accordance with the accounting principles generally accepted in India, including the Indian accounting Standards (Ind AS) prescribed under section 133 of the Act. This responsibility also includes maintenance of adequate accounting records in accordance with the provisions of the Act for safeguarding the assets of the Company and for preventing and detecting frauds and other irregularities; selection and application of appropriate accounting policies; making judgments and estimates that are reasonable and prudent; and design, implementation and maintenance of adequate internal financial controls, that were operating effectively for ensuring the accuracy and completeness of the accounting records, relevant to the preparation and presentation of the special purpose financial statements that give a true and fair view and are free from material misstatement, whether due to fraud or error.

In preparing the special purpose financial statements, management and Board of Directors are responsible for assessing the Company's ability to continue as a going concern, disclosing, as applicable, matters related to going concern and using the going concern basis of accounting unless management either intends to liquidate the Company or to cease operations, or has no realistic alternative but to do so.

The Board of Directors are also responsible for overseeing the Company's financial reporting process.

Auditors' Responsibilities for the Audit of the Special Purpose Financial Statements

Our objectives are to obtain reasonable assurance about whether the special purpose financial statements as a whole are free from material misstatement, whether due to fraud or error, and to issue an auditors' report that includes our opinion. Reasonable assurance is a high level of assurance but is not a guarantee that an audit conducted in accordance with SAs will always detect a material misstatement when it exists. Misstatements can arise from fraud or error and are considered material if, individually or in the aggregate, they could reasonably be expected to influence the economic decisions of users taken on the basis of these special purpose financial statements.

As part of an audit in accordance with SAs, we exercise professional judgment and maintain professional skepticism throughout the audit. We also:

- Identify and assess the risks of material misstatement of the special purpose financial statements, whether due to fraud or error, design and perform audit procedures responsive to those risks, and obtain audit evidence that is sufficient and appropriate to provide a basis for our opinion. The risk of not detecting a material misstatement resulting from fraud is higher than for one resulting from error, as fraud may involve collusion, forgery, intentional omissions, misrepresentations, or the override of internal control.
- Obtain an understanding of internal control relevant to the audit in order to design audit procedures that are appropriate in the circumstances on whether the company has adequate internal financial controls with reference to the special purpose financial statements in place and the operating effectiveness of such controls.
- Evaluate the appropriateness of accounting policies used and the reasonableness of accounting estimates and related disclosures made by management.

Appaji & Co.
Chartered Accountants


Flat 201, Mounica Royale Apts,
Sarjapur road, Bellandur
Bengaluru, 560103
Email id - appajiandco@gmail.com

- Conclude on the appropriateness of management's use of the going concern basis of accounting and, based on the audit evidence obtained, whether a material uncertainty exists related to events or conditions that may cast significant doubt on the Company's ability to continue as a going concern. If we conclude that a material uncertainty exists, we are required to draw attention in our auditors' report to the related disclosures in the special purpose financial statements or, if such disclosures are inadequate, to modify our opinion. Our conclusions are based on the audit evidence obtained up to the date of our auditors' report. However, future events or conditions may cause the Company to cease to continue as a going concern; and
- Evaluate the overall presentation, structure, and content of the special purpose financial statements, including the disclosures, and whether the special purpose financial statements represent the underlying transactions and events in a manner that achieves fair presentation.

Bengaluru
May 7, 2026

UDIN : 26214156ZOMWLV8385

For **Appaji & Co.**
Chartered Accountants
Firm's Registration No. 014147S



Appaji Parasa
Partner
Membership No. 214156



Wipro Technologies Limited, Russia
Balance Sheet as at 31st March 2026
(Amount in RUB, unless otherwise stated)

	Notes	As at 31 March 2026 ('000)	As at 31 March 2025 ('000)
ASSETS			
Non-current assets			
Property, plant and equipment	3	-	88
		-	88
Current assets			
Cash and cash equivalents	4	4,645	8,264
Other financial assets	5	18,735	15,739
Other assets	6	670	-
Current tax asset (Net)		-	-
		24,050	24,003
		24,050	24,091
EQUITY AND LIABILITIES			
Equity			
Equity share capital	7	10,000	10,000
Other equity	8	13,021	5,256
		23,021	15,256
Liabilities			
Current liabilities			
Trade payables			
Total outstanding dues of micro and small enterprises		-	-
Total outstanding dues other than above	9	239	417
Other financial liabilities	10	-	3,370
Unearned Liabilities		291	285
Statutory liabilities	11	-	111
Other liabilities	12	-	2
Provisions	13	499	2,339
Current tax liability (Net)		-	2,311
		1,029	8,835
		24,050	24,091
Summary of significant accounting policies and other explanatory information	1-2		

The accompanying notes are an integral part of these financial statements.

As per Our reports attached

For Appaji & Co.

Chartered Accountants

Firm's Registration No.: 014147S


Appaji Palasa
Partner


Membership No.: 214156

Place : Bengaluru

Date - May 7, 2026

UDIN : 26214156ZOMWLV8385

**For and on behalf of the Board of Directors of
Wipro Technologies Limited, Russia**


Mandzhieva S.G.
Director



Wipro Technologies Limited, Russia
Statement of Changes in Equity for the year ended 31st March 2026
(Amount in RUB, unless otherwise stated)

Equity share capital

	Balance as at 1st Apr'24 ('000)	Changes in equity share capital during the year ('000)	Balance as at 31st Mar'25 ('000)
Equity share capital	10,000	-	10,000

	Balance as at 1st Apr'25 ('000)	Changes in equity share capital during the year ('000)	Balance as at 31st Mar'26 ('000)
Equity share capital	10,000	-	10,000

Other equity

Particulars	Retained Earnings ('000)	General Reserve ('000)	Total ('000)
Balance as at 31st Mar'24	205,204	(194,990)	10,214
Profit for the period	(4,958)	-	(4,958)
Balance as at 31st Mar'25	200,246	(194,990)	5,256
Profit for the period	7,764	-	7,764
Balance as at 31st Mar'26	208,010	(194,990)	13,021

The accompanying notes are an integral part of these financial statements.

As per Our reports attached

For Appaji & Co.


Chartered Accountants

Firm's Registration No.: 014147S


Appaji Parasa
Partner
Membership No.: 214156
Place : Bengaluru
Date - May 7, 2026



For and on behalf of the Board of Directors of
Wipro Technologies Limited, Russia


Mandzhieva S.G
Director



UDIN : 26214156ZOMWLW8385

Wipro Technologies Limited, Russia
Summary of significant accounting policies and other explanatory information
(Amount in RUB, unless otherwise stated)

1 The Company Overview

Wipro Technologies Limited, Russia ("the Company") is a subsidiary of Wipro Information Technology Netherlands BV, ("the holding company"). The Company is incorporated in Russia and is engaged in software development services. The Company's ultimate holding company, Wipro Limited ("Wipro") is incorporated and domiciled in India.

2

A. Basis of preparation of financial statements and summary of significant accounting policies

a) Statement of compliance

These Special Purpose financial statements are prepared for inclusion in the annual report of the Ultimate Holding Company (Wipro limited) under the requirements of section 129(3) of the Companies Act, 2013.

Accounting policies have been applied consistently to all periods presented in these financial statements, except for new accounting standards adopted by the Company

The financial statements correspond to the classification provisions contained in Ind AS 1, "Presentation of Financial Statements". For clarity, various items are aggregated in the statement of profit and loss and balance sheet. These items are disaggregated separately in the notes to the financial statements, where applicable.

All amounts included in the financial statements are reported in Russian Ruble (RUB) except share and per share data, unless otherwise stated. Previous year figures have been regrouped/re-arranged, wherever necessary.

New Accounting standards, amendments and interpretations not yet adopted by the Company:

Ministry of Corporate Affairs ("MCA") notifies new standards or amendments to the existing standards under Companies (Indian Accounting Standards) Rules as issued from time to time. For the year ended March 31, 2026, MCA has not notified any new standards or amendments to the existing standards applicable to the Company.

b) Basis of measurement

These financial statements have been prepared on a historical cost convention and on an accrual basis, except for the following material items which have been measured at fair value as required by relevant Ind AS:

- a) Derivative financial instruments;
- b) Financial instruments classified as fair value through other comprehensive income or fair value through profit or loss; and
- c) The defined benefit asset/(liability) is recognised as the present value of defined benefit obligation less fair value of plan assets.

c) Use of estimates and judgment

The preparation of the financial statements in conformity with Ind AS requires management to make judgments, estimates and assumptions that affect the application of accounting policies and the reported amounts of assets, liabilities, income and expenses. Actual results may differ from those estimates.

Estimates and underlying assumptions are reviewed on an ongoing basis. Revisions to accounting estimates are recognised in the period in which the estimates are revised and in any future periods affected. In particular, information about significant areas of estimation, uncertainty and critical judgments in applying accounting policies that have the most significant effect on the amounts recognised in the financial statements are included in the following notes:



Wipro Technologies Limited, Russia
Summary of significant accounting policies and other explanatory information
(Amount in RUB, unless otherwise stated)

c) Use of estimates and judgment (cont'd)

a) Revenue Recognition

The Company applies judgement to determine whether each product or services promised to a customer are capable of being distinct, and are distinct in the context of the contract, if not, the promised product or services are combined and accounted as a single performance obligation. The Company allocates the arrangement consideration to separately identifiable performance obligation deliverables based on their relative stand-alone selling price. In cases where the Company is unable to determine the stand-alone selling price the company uses expected cost-plus margin approach in estimating the stand-alone selling price. The Company uses the percentage of completion method using the input (cost expended) method to measure progress towards completion in respect of fixed price contracts. Percentage of completion method accounting relies on estimates of total expected contract revenue and costs. This method is followed when reasonably dependable estimates of the revenues and costs applicable to various elements of the contract can be made. Key factors that are reviewed in estimating the future costs to complete include estimates of future labor costs and productivity efficiencies. Because the financial reporting of these contracts depends on estimates that are assessed continually during the term of these contracts, revenue recognised, profit and timing of revenue for remaining performance obligations are subject to revisions as the contract progresses to completion. When estimates indicate that a loss will be incurred, the loss is provided for in the period in which the loss becomes probable. Volume discounts are recorded as a reduction of revenue. When the amount of discount varies with the levels of revenue, volume discount is recorded based on estimate of future revenue from the customer.

b) Income Taxes

The major tax jurisdiction for the Company is Russia. Significant judgments are involved in determining the provision for income taxes including judgment on whether tax positions are probable of being sustained in tax assessments. A tax assessment can involve complex issues, which can only be resolved over extended time periods.

c) Deferred Taxes

Deferred tax is recorded on temporary differences between the tax bases of assets and liabilities and their carrying amounts, at the rates that have been enacted or substantively enacted at the reporting date. The ultimate realization of deferred tax assets is dependent upon the generation of future taxable profits during the periods in which those temporary differences and tax loss carry-forwards become deductible. The Company considers the expected reversal of deferred tax liabilities and projected future taxable income in making this assessment. The amount of the deferred tax assets considered realisable, however, could be reduced in the near term if estimates of future taxable income during the carry-forward period are reduced.

d) Defined benefit plans and compensated absences

The cost of the defined benefit plans, compensated absences and the present value of the defined benefit obligations are based on actuarial valuation using the projected unit credit method. An actuarial valuation involves making various assumptions that may differ from actual developments in the future. These include the determination of the discount rate, future salary increases and mortality rates. Due to the complexities involved in the valuation and its long-term nature, a defined benefit obligation is highly sensitive to changes in these assumptions. All assumptions are reviewed at each reporting date.

Management applies valuation techniques to determine the fair value of financial instruments (where active market quotes are not available) and non-financial assets. This involves developing estimates and assumptions consistent with how market participants would price the instrument. Management bases its assumptions on observable data as far as possible but this is not always available. In that case management uses the best information available. Estimated fair values may vary from the actual prices that would be achieved in an arm's length transaction at the reporting date.

e) Expected credit losses on financial assets

The impairment provisions of financial assets are based on assumptions about risk of default and expected timing of collection. The Company uses judgment in making these assumptions and selecting the inputs to the impairment calculation, based on the Company's history of collections, customer's creditworthiness, existing market conditions as well as forward looking estimates at the end of each reporting period.




Wipro Technologies Limited, Russia
Summary of significant accounting policies and other explanatory information
(Amount in RUB, unless otherwise stated)

B. Material accounting policies

(i) Functional and presentation currency

These financial statements are presented in Russian Ruble.

(ii) Foreign currency transactions and translation

Transactions in foreign currency are translated into the functional currency using the exchange rates prevailing at the date of the transaction. Foreign exchange gains and losses resulting from the settlement of such transactions and from translation at the exchange rates prevailing at the reporting date of monetary assets and liabilities denominated in foreign currencies are recognised in the statement of profit and loss and reported within foreign exchange gains/(losses), net, within results of operating activities except when deferred in other comprehensive income as qualifying cash flow hedges and qualifying net investment hedges. Gains/(losses), net, relating to translation or settlement of borrowings denominated in foreign currency are reported within finance expense. Non-monetary assets and liabilities denominated in foreign currency and measured at historical cost are translated at the exchange rate prevalent at the date of transaction.

(iii) Financial instruments

a) Non-derivative financial instruments:

Non-derivative financial instruments consist of:

- financial assets, which include cash and cash equivalents, trade receivables, unbilled receivables, finance lease receivables, employee and other advances, investments in equity and debt securities and eligible current and non-current assets; Financial assets are derecognised when substantial risks and rewards of ownership of the financial asset have been transferred. In cases where substantial risks and rewards of ownership of the financial assets are neither transferred nor retained, financial assets are derecognised only when the Company has not retained control over the financial asset.
- financial liabilities, which include long and short-term loans and borrowings, bank overdrafts, trade payables, eligible current and non-current liabilities.
- Non- derivative financial instruments are recognised initially at fair value.

Subsequent to initial recognition, non-derivative financial instruments are measured as described below:

A. Cash and cash equivalents

The Company's cash and cash equivalents consist of cash on hand and in banks and demand deposits with banks, which can be withdrawn at any time, without prior notice or penalty on the principal.

For the purposes of the cash flow statement, cash and cash equivalents include cash on hand, in banks and demand deposits with banks, net of outstanding bank overdrafts that are repayable on demand and are considered part of the Company's cash management system. In the balance sheet, bank overdrafts are presented under borrowings within current liabilities.

B. Other financial assets

Other financial assets are non-derivative financial assets with fixed or determinable payments that are not quoted in an active market. They are presented as current assets, except for those maturing later than 12 months after the reporting date which are presented as non-current assets. These are initially recognised 'at fair value and subsequently measured at amortised cost using the effective interest method, less any impairment losses. These comprise trade receivables, unbilled receivables and other assets.




Wipro Technologies Limited, Russia
Summary of significant accounting policies and other explanatory information
(Amount in RUB, unless otherwise stated)

C. Trade and other payables

Trade and other payables are initially recognised at fair value, and subsequently carried at amortised cost using the effective interest method. For these financial instruments, the carrying amounts approximate fair value due to the short-term maturity of these instruments.

b) Derecognition of financial instruments

The Company derecognises a financial asset when the contractual rights to the cash flows from the financial asset expires or it transfers the financial asset and the transfer qualifies for derecognition under Ind AS 109. If the Company retains substantially all the risks and rewards of a transferred financial asset, the Company continues to recognise the financial asset and also recognises a borrowing for the proceeds received. A financial liability (or a part of a financial liability) is derecognised from the Company's balance sheet when the obligation specified in the contract is discharged or cancelled or expires.

(iv) Equity:

The Share Capital of the company as on 31st March 2026 is RUB 10,000,000.

(v) Leases:

The Company assesses, whether the contract is, or contains, a lease. A contract is, or contains, a lease if the contract involves–

- (a) the use of an identified asset,
- (b) the right to obtain substantially all the economic benefits from use of the identified asset, and
- (c) the right to direct the use of the identified asset.

The Company at the inception of the lease contract recognizes a Right-of-Use (RoU) asset at cost and corresponding lease liability, except for leases with term of less than twelve months (short term) and low-value assets.

The cost of the right-of-use assets comprises the amount of the initial measurement of the lease liability, any lease payments made at or before the inception date of the lease plus any initial direct costs, less any lease incentives received. Subsequently, the right-of-use assets is measured at cost less any accumulated depreciation and accumulated impairment losses, if any. The right-of-use assets is depreciated using the straight-line method from the commencement date over the shorter of lease term or useful life of right-of-use assets.

For lease liabilities at inception, the Company measures the lease liability at the present value of the lease payments that are not paid at that date. The lease payments are discounted using the interest rate implicit in the lease, if that rate is readily determined, if that rate is not readily determined, the lease payments are discounted using the incremental borrowing rate.

The Company recognizes the amount of the re-measurement of lease liability as an adjustment to the right-of-use assets. Where the carrying amount of the right-of-use assets is reduced to zero and there is a further reduction in the measurement of the lease liability, the Company recognizes any remaining amount of the re-measurement in consolidated statement of income.

For short-term and low value leases, the Company recognizes the lease payments as an operating expense on a straight-line basis over the lease term.

(vi) Impairment:

The Company applies the expected credit loss model for recognizing impairment loss on financial assets measured at amortised cost, debt instruments classified as FVTOCI, lease receivables, trade receivables, lease receivables, contract assets and other financial assets. Expected credit loss is the difference between the contractual cash flows and the cash flows that the entity expects to receive discounted using effective interest rate.

Loss allowances for trade receivables, contract assets and lease receivables are measured at an amount equal to lifetime expected credit losses. Lifetime expected credit losses are the expected credit losses that result from all possible default events over the expected life of a financial instrument. Lifetime expected credit loss is computed based on a provision matrix which takes in to the account risk profiling of customers and historical credit loss experience adjusted for forward looking information. For other financial assets, expected credit loss is measured at the amount equal to twelve months expected credit loss unless there has been a significant increase in credit risk from initial recognition, in which case those are measured at lifetime expected credit loss.




Wipro Technologies Limited, Russia
Summary of significant accounting policies and other explanatory information
(Amount in RUB, unless otherwise stated)

(vii) Employee Benefits:

The employees of the Company are entitled to compensated absences. The employees can carry forward a portion of the unutilized accumulating compensated absences and utilize it in future periods or receive cash at retirement or termination of employment. The Company records an obligation for compensated absences in the period in which the employee renders the services that increases this entitlement. The Company measures the expected cost of compensated absences as the additional amount that the Company expects to pay as a result of the unused entitlement that has accumulated at the end of the reporting period. The Company recognizes accumulated compensated absences based on actuarial valuation using the projected unit credit method. Non-accumulating compensated absences are recognized in the period in which the absences occur.

(viii) Provisions:

Provisions are recognised when the Company has a present obligation (legal or constructive) as a result of a past event, it is probable that an outflow of economic benefits will be required to settle the obligation and a reliable estimate can be made of the amount of the obligation.

The amount recognised as a provision is the best estimate of the consideration required to settle the present obligation at the end of the reporting period, taking into account the risks and uncertainties surrounding the obligation.

When some or all of the economic benefits required to settle a provision are expected to be recovered from a third party, the receivable is recognised as an asset, if it is virtually certain that reimbursement will be received and the amount of the receivable can be measured reliably.

Provisions for onerous contracts are recognised when the expected benefits to be derived by the Company from a contract are lower than the unavoidable costs of meeting the future obligations under the contract. Provisions for onerous contracts are measured at the present value of lower of the expected net cost of fulfilling the contract and the expected cost of terminating the contract.

(ix) Revenue:

The Company derives revenue primarily from software development, maintenance of software/hardware and related services, business process services, sale of IT and other products. Revenue is recognised upon transfer of control of promised products or services to customers in an amount that reflects the consideration the Company expects to receive in exchange for those products or services. To recognize revenues, the Company applies the following five step approach: (1) identify the contract with a customer, (2) identify the performance obligations in the contract, (3) determine the transaction price, (4) allocate the transaction price to the performance obligations in the contract, and (5) recognize revenues when a performance obligation is satisfied.

At contract inception, the Company assesses its promise to transfer products or services to a customer to identify separate performance obligations. The Company applies judgement to determine whether each product or service promised to a customer is capable of being distinct, and are distinct in the context of the contract, if not, the promised products or services are combined and accounted as a single performance obligation. The Company allocates the arrangement consideration to separately identifiable performance obligations based on their relative stand-alone selling price or residual method. Stand-alone selling prices are determined based on sale prices for the components when it is regularly sold separately, in cases where the Company is unable to determine the stand-alone selling price the Company uses third-party prices for similar deliverables or the company uses expected cost-plus margin approach in estimating the stand-alone selling price.

For performance obligations where control is transferred over time, revenues are recognised by measuring progress towards completion of the performance obligation. The selection of the method to measure progress towards completion requires judgment and is based on the nature of the promised products or services to be provided.

The method for recognizing revenues and costs depends on the nature of the services rendered:

a. Time and material contracts

Revenues and costs relating to time and materials contracts are recognised as the related services are rendered.




Wipro Technologies Limited, Russia
Summary of significant accounting policies and other explanatory information
(Amount in RUB, unless otherwise stated)

b. Fixed Price contracts

i) Fixed price development contracts

Revenues from fixed-price contracts, including software development, and integration contracts, where the performance obligations are satisfied over time, are recognised using the "percentage-of-completion" method. Percentage of completion is determined based on project costs incurred to date as a percentage of total estimated project costs required to complete the project. The cost expended (or input) method has been used to measure progress towards completion as there is a direct relationship between input and productivity. If the Company is not able to reasonably measure the progress of completion, revenue is recognised only to the extent of costs incurred for which recoverability is probable. When total cost estimates exceed revenues in an arrangement, the estimated losses are recognised in the statement of profit and loss in the period in which such losses become probable based on the current contract estimates as an onerous contract provision.

A contract asset is a right to consideration that is conditional upon factors other than the passage of time. Contract assets primarily relate to unbilled amounts on fixed-price development contracts and are classified as non-financial asset as the contractual right to consideration is dependent on completion of contractual milestones."Unbilled revenues' represent cost and earnings in excess of billings as at the end of the reporting period.

A contract liability is an entity's obligation to transfer goods or services to a customer for which the entity has received consideration (or the amount is due) from the customer.

Unbilled revenues on other than fixed price development contracts are classified as a financial asset where the right to consideration is unconditional upon passage of time

ii) Maintenance contracts

Revenues related to fixed-price maintenance, testing and business process services are recognised based on our right to invoice for services performed for contracts in which the invoicing is representative of the value being delivered. If our invoicing is not consistent with value delivered, revenues are recognised as the service is performed using the percentage of completion method. When services are performed through an indefinite number of repetitive acts over a specified period, revenue is recognised on a straight-line basis over the specified period unless some other method better represents the stage of completion.

In certain projects, a fixed quantum of service or output units is agreed at a fixed price for a fixed term. In such contracts, revenue is recognised with respect to the actual output achieved till date as a percentage of total contractual output. Any residual service unutilized by the customer is recognised as revenue on completion of the term.

iii) Volume based contracts

Revenues and costs are recognised as the related services are rendered.

c. Products

Revenue on product sales are recognised when the customer obtains control of the specified asset.

d. Others

Any change in scope or price is considered as a contract modification. The Company accounts for modifications to existing contracts by assessing whether the services added are distinct and whether the pricing is at the stand-alone selling price. Services added that are not distinct are accounted for on a cumulative catch up basis, while those that are distinct are accounted for prospectively, either as a separate contract if the additional services are priced at the stand-alone selling price, or as a termination of the existing contract and creation of a new contract if not priced at the stand-alone selling price.

The Company accounts for variable considerations like, volume discounts, rebates and pricing incentives to customers as reduction of revenue on a systematic and rational basis over the period of the contract. The Company estimates an amount of such variable consideration using expected value method or the single most likely amount in a range of possible consideration depending on which method better predicts the amount of consideration to which the Company may be entitled.




Wipro Technologies Limited, Russia
Summary of significant accounting policies and other explanatory information
(Amount in RUB, unless otherwise stated)

Revenues are shown net of allowances/ returns, sales tax, value added tax, goods and services tax and applicable discounts and allowances.

The Company accrues the estimated cost of warranties at the time when the revenue is recognised. The accruals are based on the Company's historical experience of material usage and service delivery costs. Incremental costs that relate directly to a contract and incurred in securing a contract with a customer are recognised as an asset when the Company expects to recover these costs and amortised over the contract term.

The Company recognizes contract fulfilment cost as an asset if those costs specifically relate to a contract or to an anticipated contract, the costs generate or enhance resources that will be used in satisfying performance obligations in future; and the costs are expected to be recovered. The asset so recognised is amortised on a systematic basis consistent with the transfer of goods or services to customer to which the asset relates.

The Company assesses the timing of the transfer of goods or services to the customer as compared to the timing of payments to determine whether a significant financing component exists. As a practical expedient, the Company does not assess the existence of a significant financing component when the difference between payment and transfer of deliverables is a year or less. If the difference in timing arises for reasons other than the provision of finance to either the customer or us, no financing component is deemed to exist.

The Company may enter into arrangements with third party suppliers to resell products or services. In such cases, the Company evaluates whether the Company is the principal (i.e. report revenues on a gross basis) or agent (i.e. report revenues on a net basis). In doing so, the Company first evaluates whether the Company controls the good or service before it is transferred to the customer. If Company controls the good or service before it is transferred to the customer, Company is the principal; if not, the Company is the agent.

Contract Asset and Liabilities

The Company classifies its right to consideration in exchange for deliverables as either a receivable or a contract asset.

A receivable is a right to consideration that is unconditional. A right to consideration is unconditional if only the passage of time is required before payment of that consideration is due. For example, the company recognizes a receivable for revenues related to time and materials contracts or volume-based contracts. The Company presents such receivables as part of unbilled receivables at their net estimated realizable value. The same is tested for impairment as per the guidance in Ind AS 109 using expected credit loss method.

Remaining Performance Obligations

Revenue allocated to remaining performance obligations represents contracted revenue that has not yet been recognised which includes unearned revenue and amounts that will be invoiced and recognised as revenue in future periods. Applying the practical expedient, the Company has not disclosed its right to consideration from customer in an amount that corresponds directly with the value to the customer of the Company's performance completed to date which are, contracts invoiced on time and material basis and volume based.

As at March 31, 2026, the aggregate amount of transaction price allocated to remaining performance obligations, other than those meeting the exclusion criteria above, was NIL.

(x) Finance Cost:

Finance cost comprise interest cost on borrowings, gain or losses arising on re-measurement of financial assets at FVTPL, gains/ (losses) on translation or settlement of foreign currency borrowings and changes in fair value and gains/ (losses) on settlement of related derivative instruments. Borrowing costs that are not directly attributable to a qualifying asset are recognised in the statement of profit and loss using the effective interest method.



Wipro Technologies Limited, Russia
Summary of significant accounting policies and other explanatory information
(Amount in RUB, unless otherwise stated)

(xi) Other Income:

Other income comprises interest income on deposits, dividend income and gains / (losses), net, on disposal of investments. Interest income is recognised using the effective interest method. Dividend income is recognised when the right to receive payment is established.

(xii) Income tax:

Income tax comprises current and deferred tax. Income tax expense is recognised in the statement of profit and loss except to the extent it relates to a business combination, or items directly recognised in equity or in other comprehensive income.

Current income tax for the current and prior periods are measured at the amount expected to be recovered from or paid to the taxation authorities based on the taxable income for the period. The tax rates and tax laws used to compute the current tax amount are those that are enacted or substantively enacted as at the reporting date and applicable for the period. The Company offsets current tax assets and current tax liabilities, where it has a legally enforceable right to set off the recognized amounts and where it intends either to settle on a net basis, or to realize the asset and liability simultaneously.

Deferred income tax is recognized using the balance sheet approach. Deferred income tax assets and liabilities are recognized for deductible and taxable temporary differences arising between the tax base of assets and liabilities and their carrying amount in financial statements, except when the deferred income tax arises from the initial recognition of goodwill or an asset or liability in a transaction that is not a business combination and affects neither accounting nor taxable profits or loss at the time of the transaction.

Deferred income tax assets are recognized to the extent it is probable that taxable profit will be available against which the deductible temporary differences and the carry forward of unused tax credits and unused tax losses can be utilized.

Deferred income tax liabilities are recognized for all taxable temporary differences except in respect of taxable temporary differences associated with investments in subsidiaries, associates and foreign branches where the timing of the reversal of the temporary difference can be controlled and it is probable that the temporary difference will not reverse in the foreseeable future.

The carrying amount of deferred income tax assets is reviewed at each reporting date and reduced to the extent that it is no longer probable that sufficient taxable profit will be available to allow all or part of the deferred income tax asset to be utilized.

Deferred income tax assets and liabilities are measured at the tax rates that are expected to apply in the period when the asset is realized or the liability is settled, based on tax rates (and tax laws) that have been enacted or substantively enacted at the reporting date.

The Company offsets deferred income tax assets and liabilities, where it has a legally enforceable right to offset current tax assets against current tax liabilities, and they relate to taxes levied by the same taxation authority on either the same taxable entity, or on different taxable entities where there is an intention to settle the current tax liabilities and assets on a net basis or their tax assets and liabilities will be realized simultaneously.

(xiii) Cash flow statement

Cash flows are reported using the indirect method, whereby profit/(loss) for the year is adjusted for the effects of transactions of a non-cash nature, any deferrals or accruals of past or future operating cash receipts or payments and item of income or expenses associated with investing or financing cash flows. The cash flows from operating, investing and financing activities of the Company are segregated.

The amendment to Ind AS 7, require entities to provide disclosures about changes in their liabilities arising from financing activities, including both changes arising from cash flows and non-cash changes (such as foreign exchange gains or losses).

(xiv) Disposal of Assets

The gain or loss arising on disposal or retirement of assets are recognised in the statement of profit and loss.




Wipro Technologies Limited, Russia
Notes forming part of the Financial Statements for the Year ended 31st March 2026
(Amount in RUB, unless otherwise stated)

3 Property, plant and equipment

Particulars	Plant & Machinery ('000)	Computers ('000)	Total ('000)
Gross Carrying Value :-			
As at 1st April 2024	142	11,517	11,659
Additions	-	-	-
Disposals	-	(4,264)	(4,264)
As at 31st March 2025	142	7,253	7,395
Accumulated Depreciation :-			
As at 1st April 2024	95	11,410	11,505
Additions	20	46	66
Disposals	-	(4,264)	(4,264)
As at 31st March 2025	115	7,192	7,307
Capital Work in Progress	-	-	-
Net Carrying value As at 31st March 2025	27	61	88

Particulars	Plant & Machinery ('000)	Computers ('000)	Total ('000)
Gross Carrying Value :-			
As at 1st April 2025	142	7,253	7,395
Additions	-	-	-
Disposals	(142)	(7,253)	(7,395)
As at 31st March 2026	-	-	-
Accumulated Depreciation :-			
As at 1st April 2025	116	7,192	7,308
Additions	7	15	22
Disposals	(123)	(7,207)	(7,330)
As at 31st March 2026	-	-	-
Capital Work in Progress	-	-	-
Net Carrying value As at 31st March 2026	-	-	-




Wipro Technologies Limited, Russia
Notes forming part of the Financial Statements for the Year ended 31st March 2026
(Amount in RUB, unless otherwise stated)

3 Property, plant and equipment

Particulars	Plant & Machinery (‘000)	Computers (‘000)	Total (‘000)
Gross Carrying Value :-			
As at 1st April 2024	142	11,517	11,659
Additions	-	-	-
Disposals	-	(4,264)	(4,264)
As at 31st March 2025	142	7,253	7,395
Accumulated Depreciation :-			
As at 1st April 2024	95	11,410	11,505
Additions	20	46	66
Disposals	-	(4,264)	(4,264)
As at 31st March 2025	115	7,192	7,307
Capital Work in Progress	-	-	-
Net Carrying value As at 31st March 2025	27	61	88

Particulars	Plant & Machinery (‘000)	Computers (‘000)	Total (‘000)
Gross Carrying Value :-			
As at 1st April 2025	142	7,253	7,395
Additions	-	-	-
Disposals	(142)	(7,253)	(7,395)
As at 31st March 2026	-	-	-
Accumulated Depreciation :-			
As at 1st April 2025	116	7,192	7,308
Additions	7	15	22
Disposals	(123)	(7,207)	(7,330)
As at 31st March 2026	-	-	-
Capital Work in Progress	-	-	-
Net Carrying value As at 31st March 2026	-	-	-




Wipro Technologies Limited, Russia
Notes forming part of the Financial Statements for the Year ended 31st March 2026
(Amount in RUB, unless otherwise stated)

4 Cash and cash equivalents	As at 31 March 2026 (‘000)	As at 31 March 2025 (‘000)
Cash and bank balances	4,645	8,264
	4,645	8,264

5 Other financial assets	As at 31 March 2026 (‘000)	As at 31 March 2025 (‘000)
Non-current assets		
Current assets		
Inter-Company Receivable	18,735	15,739
	18,735	15,739

6 Other Assets	As at 31 March 2026 (‘000)	As at 31 March 2025 (‘000)
Sales Tax Receivable / (Payable)	670	-
	670	-

7 Equity share capital	As at 31 March 2026 (‘000)	As at 31 March 2025 (‘000)
Authorised capital		
10000000 Equity shares of RUB 1 each (2025 : 10000000 Shares of RUB 1 each)	10,000	10,000
	10,000	10,000
Issued, subscribed and paid-up capital		
10000000 Equity shares of RUB 1 each (2025 : 10000000 Shares of RUB 1 each)	10,000	10,000
	10,000	10,000

(a) Reconciliation of the number of shares and amount outstanding at the beginning and at the end of the reporting period:	As at 31 March 2026 (‘000)	As at 31 March 2025 (‘000)
Number of shares outstanding as at beginning of the year	10,000	10,000
Number of shares issued during the year	-	-
Number of shares outstanding as at the end of the year	10,000	10,000

7 Equity share capital (Continued)	As at 31 March 2026 (‘000)	As at 31 March 2025 (‘000)
(b) Details of share holding pattern by related parties*		
Name of shareholders		
Wipro Information Technologies Netherlands BV	9,999	9,999
% of the holding	99.99%	99.99%
Wipro IT Services UK Societas	1	1
% of the holding	0.01%	0.01%

* Each share has a different face value, percentage holding is calculated on basis of total face value of shares held by each parent

- (c) Terms / Rights attached to equity shares**
The share capital of company is entirely held by one company. The Company declares and pay dividends in RUB. The dividend proposed by the Board of Directors is subject to shareholders approval in the ensuing Annual General Meeting. In the event of liquidation of the Company, the equity shareholders will be entitled to receive the remaining assets of the Company, after distributing of all preferential amounts, if any, in proportion to the number of equity shares held by the shareholders.
- (d)** There has been no issue of bonus shares / issue of shares for consideration other than cash or buy back during five years immediately preceding 31st March 2026



Wipro Technologies Limited, Russia
Notes forming part of the Financial Statements for the Year ended 31st March 2026
(Amount in RUB, unless otherwise stated)

8 Other equity

Particulars	Retained earnings ('000)	General Reserve ('000)	Total ('000)
As at 1st April 2024	205,204	(194,990)	10,214
Add :- Profit For the year	(4,958)	-	(4,958)
Add :- Movement during the year	-	-	-
Less :- Dividend paid for the year	-	-	-
As at 31st March 2025	200,247	(194,990)	5,256
Add :- Profit For the year	7,764	-	7,764
Add :- Movement during the year	-	-	-
Less :- Dividend paid for the year	-	-	-
As at 31st March 2026	208,011	(194,990)	13,021

9 Other financial liabilities

Current liabilities

Inter-Company Payable

As at 31 March 2026 ('000)	As at 31 March 2025 ('000)
-	3,370
-	3,370

10 Trade payables

Total outstanding dues other than above

(238)	-
(238)	-

11 Statutory liabilities

VAT/GST/Sales Tax Payable

As at 31 March 2026 ('000)	As at 31 March 2025 ('000)
-	111
-	111

12 Other liabilities

Current liabilities

Advance from customers

As at 31 March 2026 ('000)	As at 31 March 2025 ('000)
-	2
-	2




Wipro Technologies Limited, Russia
Notes forming part of the Financial Statements for the Year ended 31st March 2026
(Amount in RUB, unless otherwise stated)

13 Provisions	As at 31 March 2026 (‘000)	As at 31 March 2025 (‘000)
Other provisions	499	2,339
	499	2,339
	Year ended March 31, 2026 (‘000)	Year ended March 31, 2025 (‘000)
Rendering of services	(2,277)	213
Sales of products	-	-
	(2,277)	213
	Year ended March 31, 2026 (‘000)	Year ended March 31, 2025 (‘000)
Revenue by nature of contract		
Fixed Price and maintenance contracts - Over time	(2,277)	213
Time and Material - Point in time	-	-
Product - Point in time	-	-
	(2,277)	213
	Year ended March 31, 2026 (‘000)	Year ended March 31, 2025 (‘000)
Type of customers		
Government & government controlled entities	-	-
Private	(2,277)	213
	(2,277)	213
	Year ended March 31, 2026 (‘000)	Year ended March 31, 2025 (‘000)
15 Other income		
Other Foreign exchange gains, net	850	-
	850	-
	Year ended March 31, 2026 (‘000)	Year ended March 31, 2025 (‘000)
16 Depreciation, amortisation and Impairment expense		
Depreciation on PPE	22	66
	22	66
	Year ended March 31, 2026 (‘000)	Year ended March 31, 2025 (‘000)
17 Other expenses		
Legal and professional fees	2,687	3,770
Miscellaneous expenses	(3,338)	40
Other Foreign exchange losses, net	-	954
Facility expenses	278	299
Rates, taxes and insurance	(554)	-
Loss on sale of property, plant and equipment, net	66	-
	(861)	5,063




Wipro Technologies Limited, Russia
Notes forming part of the Financial Statements for the Year ended 31st March 2026
(Amount in RUB, unless otherwise stated)

18 Tax expense	Year ended March 31, 2026 (‘000)	Year ended March 31, 2025 (‘000)
Current tax	(2,677)	-
Prior Period tax adjustments	-	-
Deferred tax	-	-
Total income taxes	(2,677)	-

19 Earnings per equity share

Basic earnings /(loss) per share amounts are calculated by dividing the profit/loss for the period attributable to equity holders by the weighted average number of equity shares outstanding during the period.

Diluted earnings /(loss) per share amounts are calculated by dividing the profit/loss attributable to equity holders (after adjusting for interest on the convertible preference shares) by the weighted average number of equity shares outstanding during the period plus the weighted average number of equity shares that would be issued on conversion of all the dilutive potential equity shares into equity shares

The following reflects the income and share data used in the basic and diluted EPS computations:

	Year ended March 31, 2026 (‘000)	Year ended March 31, 2025 (‘000)
Net profit after tax attributable to the equity shareholders	7,764	(4,958)
Weighted average number of equity shares - for basic and diluted EPS	10,000	10,000
Earnings per share - Basic and diluted (in RUB)	0.78	(0.50)

20 Related party disclosure

a Parties where control exists:

Name of the related party

Wipro Limited
Wipro Information Technology Netherlands BV

Nature of relationship

Ultimate Holding Company
Holding company

b The Company has the following related party transactions:

Particulars	Relationship	Year ended March 31, 2026 (‘000)	Year ended March 31, 2025 (‘000)
Software development charges			
Wipro Limited	Ultimate Holding Company	(5,673)	1,467
Sales			
Wipro Limited	Ultimate Holding Company	(3,632)	6,295
Others			
Wipro LLC	Fellow Subsidiary	(3,370)	-

c Balances with related parties as at year end are summarised below:

Particulars	Relationship	Year ended March 31, 2026 (‘000)	Year ended March 31, 2025 (‘000)
Receivable:			
Wipro Limited	Ultimate Holding Company	23,576	27,547
Payables:			
Wipro Limited	Ultimate Holding Company	4,842	10,955
Wipro LLC	Fellow Subsidiary	-	3,370




Wipro Technologies Limited, Russia
Notes forming part of the Financial Statements for the Year ended 31st March 2026
(Amount in RUB, unless otherwise stated)

21 Financial instruments

Financial instruments by category

The carrying value and fair value of financial instruments by categories as at 31 March 2026 were as follows :

Particulars	Note	FVTPL ('000)	FVTOCI ('000)	Amortized cost ('000)	Total carrying value ('000)	Total fair value ('000)
Financial assets :						
Trade receivables	0	-	-	-	-	-
Cash and cash equivalents	4	-	-	4,645	4,645	4,645
Total financial assets		-	-	4,645	4,645	4,645
Financial liabilities :						
Trade payables		-	-	239	239	239
Contract liabilities		-	-	-	-	-
Total financial liabilities		-	-	239	239	239

The carrying value and fair value of financial instruments by categories as at 31 March 2025 were as follows :

Particulars	Note	FVTPL ('000)	FVTOCI ('000)	Amortized cost ('000)	Total carrying value ('000)	Total fair value ('000)
Financial assets :						
Trade receivables	0	-	-	-	-	-
Cash and cash equivalents	4	-	-	8,264	8,264	8,264
Total financial assets		-	-	8,264	8,264	8,264
Financial liabilities :						
Trade payables		-	-	417	417	417
Contract liabilities		-	-	-	-	-
Total financial liabilities		-	-	417	417	417

Notes to financial instruments

i. The management assessed that the fair value of cash and cash equivalents, trade receivables, and, trade payables approximate the carrying amount largely due to short-term maturity of these instruments

ii. **Fair value hierarchy**

Financial assets and financial liabilities measured at fair value in the statement of financial position are grouped into three Levels of a fair value hierarchy. The three Levels are defined based on the observability of significant inputs to the measurement, as follows:

Level 1: Quoted prices (unadjusted) in active markets for identical assets and liabilities.

Level 2: Inputs other than quoted prices included within Level 1 that are observable for the asset or liability, either directly (i.e as prices) or indirectly (i.e derived from prices).

Level 3: Inputs for the assets or liabilities that are not based on observable market data (unobservable inputs)

Measurement of fair value of financial instruments

The Company's finance team performs valuations of financial items for financial reporting purposes, including Level 3 fair values, in consultation with third party valuation specialist for complex valuations, wherever necessary. Valuation techniques are selected based on the characteristics of each instrument, with the overall objective of maximizing the use of market-based information.

22 Capital management

For the purpose of the Company's capital management, capital includes issued capital, additional paid in capital and all other equity reserves attributable to the equity holders of the parent. The primary objective of the Company's capital management is to maximise the shareholder value.

The Company monitors capital using a gearing ratio, which is net debt divided by total equity as below:

- Equity includes equity share capital and all other equity components, which attributable to the equity holders
- Net Debt includes borrowings, less cash and cash equivalents.

Gearing ratio

In order to achieve the objective of maximising shareholders value, the Company's capital management, amongst other things, aims to manage its capital structure and makes adjustments in light of changes in economic conditions or its business requirements. To maintain or adjust the capital structure, the Company may adjust the dividend payment to shareholders, return capital to shareholders or issue new shares. No changes were made in the objectives, policies or processes for managing capital during the current and previous years.



Wipro Technologies Limited, Russia
Notes forming part of the Financial Statements for the Year ended 31st March 2026
(Amount in RUB, unless otherwise stated)

23 Financial risk management

The Company's activities expose it to market risk, liquidity risk and credit risk. This note explains the sources of risk which the entity is exposed to and how the entity manages the risk and the related impact in the financial statements.

Risk	Exposure arising from	Measurement
Credit risk	Cash and cash equivalent, trade receivables, financial assets measured at amortized cost	Ageing analysis
Liquidity risk	Borrowings and other financial liabilities	Rolling cash flow forecasts
Market risk – Interest rate	Long-term borrowings at variable rates	Sensitivity analysis
Market risk – foreign exchange	Recognised financial assets and liabilities not denominated in RUB	Sensitivity analysis

The Company's risk management is carried out by a central treasury department (of the group) under policies approved by the board of directors. The board of directors provides written principles for overall risk management, as well as policies covering specific areas, such interest rate risk, credit risk and investment of excess liquidity.

A Credit risk

Credit risk arises from cash and cash equivalents, trade receivables and deposits with banks and financial institutions.

Credit risk management

The finance function of the Company assesses and manages credit risk based on internal credit rating system. Internal credit rating is performed for each class of financial instruments with different characteristics.

The Company considers the probability of default upon initial recognition of asset and whether there has been a significant increase in credit risk on an on-going basis throughout each reporting period. In general, it is presumed that credit risk has significantly increased since initial recognition if the payments are more than 30 days past due. A default on a financial asset is when the counterparty fails to make contractual payments when they fall due. This definition of default is determined by considering the business environment in which entity operates and other macro-economic factors.

During the periods presented, the Company made no write-offs of trade receivables and it does not expect to receive future cash flows or recoveries from collection of cash flows previously written off.

There is a concentration of credit risk, since more than 50% of account receivables is with one customer . However this is a group company with strong financial capability and hence the risk is mitigated

B Market Risk

Market risk is the risk that the fair value of future cash flows of a financial instrument will fluctuate because of changes in market prices. Market risk comprises of currency risk. Financial instruments affected by market risk include trade and other receivables/ payables. The Company is exposed to foreign currency risk, interest rate risk and certain other price risk, which are a result from both its operating and investing activities.

C Liquidity risk

Prudent liquidity risk management implies maintaining sufficient cash and marketable securities and the availability of funding through an adequate amount of committed credit facilities to meet obligations when due. Due to the nature of the business, the Company maintains flexibility in funding by maintaining availability under committed facilities.

Management monitors rolling forecasts of the Company's liquidity position and cash and cash equivalents on the basis of expected cash flows. The Company takes into account the liquidity of the market in which the entity operates. In addition, the Company's liquidity management policy involves projecting cash flows in major currencies and considering the level of liquid assets necessary to meet these, monitoring balance sheet liquidity ratios against internal and external regulatory requirements and maintaining debt financing plans.



Wipro Technologies Limited, Russia
Notes forming part of the Financial Statements for the Year ended 31st March 2026
(Amount in RUB, unless otherwise stated)

23 Financial risk management (continued)

C Liquidity risk (continued)

Maturities of financial liabilities

The tables below analyze the Company's financial liabilities into relevant maturity groupings based on their contractual maturities for all financial liabilities. The amounts disclosed in the table are the contractual undiscounted cash flows.

31-Mar-26	Less than 1 year ('000)	1 year to 5 years ('000)	5 years and above ('000)	Total ('000)
Non-derivatives				
Trade payables	239	-	-	239
Contract liabilities	-	-	-	-
Total	239	-	-	239

31-Mar-25	Less than 1 year ('000)	1 year to 5 years ('000)	5 years and above ('000)	Total ('000)
Non-derivatives				
Trade payables	417	-	-	417
Contract liabilities	-	-	-	-
Total	417	-	-	417

D Foreign currency risk

The Company operates internationally and is exposed to foreign exchange risk arising from USD, EUR, GBP and INR. Foreign exchange risk arises when future commercial transactions or recognised assets or liabilities are denominated in a currency that is not the entity's functional currency.

The management evaluates rate exposure arising from these transactions and enters into Foreign currency derivative instruments to mitigate such exposure. The company follows risk management policies, including use of derivatives like foreign currency exchange forward options etc.

The below table presents foreign currency risk from non-derivative financial instruments as of March 31, 2026 and 2025:

As at 31st March 2026 ('000)				
Particulars	USD	EUR	INR	GBP
Trade Payables	-	-	-	-
Trade Receivables	-	-	-	-
Other Liabilities	-	-	-	-

As at 31st March 2025 ('000)				
Particulars	USD	EUR	INR	GBP
Trade Payables	-	-	-	-
Trade Receivables	-	-	-	-
Other Liabilities	-	-	-	-

Sensitivity Analysis - Effect on statement of profit/(loss) & other comprehensive income *

Particulars	USD	EUR	INR	GBP
Exchange rate - Increase by 1%	-	-	-	-
Exchange rate - Decrease by 1%	-	-	-	-

* The effect of exchange rate floatation is stated in RUB

24 Events occurring after the reporting date

No adjusting or significant non-adjusting events have occurred between 31 March 2026 and the date of authorization of these standalone financial statements.

25 Comparatives

Figures for the previous year have been regrouped/reclassified wherever necessary to correspond with the current year's classification / disclosure.

The accompanying notes are an integral part of these financial statements.

As per Our reports attached

For Appaji & Co.

Chartered Accountants

Firm's Registration No.: 014147S


Appaji Parasa
Partner

Membership No.: 214156

Place : Bengaluru

Date - May 7, 2026



For and on behalf of the Board of Directors of
Wipro Technologies Limited, Russia


Mandzhieva S.G
Director



UDIN : 26214156ZOMWLV8385