

**Special Purpose Financial Statements
and auditor's report**

Designit Spain Digital S.L.U.

31 March 2026

INDEPENDENT AUDITORS REPORT

To the Board of Directors of Designit Spain Digital S.L.U.

Report on the Audit of the Special Purpose Financial Statements

Opinion

We have audited the accompanying special purpose financial statements of **Designit Spain Digital S.L.U.** (“the Company”), which comprise the balance sheet as at 31 March 2026, the statement of profit and loss (including other comprehensive income), the statement of changes in equity and the statement of cash flows for the year then ended, and notes to the special purpose financial statements, including a summary of the significant accounting policies and other explanatory information.

In our opinion and to the best of our information and according to the explanations given to us, the aforesaid special purpose financial statements is prepared for inclusion in the annual report of the Ultimate Holding Company (“Wipro Limited”) under the requirement of Section 129(3) of the Companies Act, 2013 (Act) in the manner so required and give a true and fair view in conformity with the accounting principles generally accepted in India, of the state of affairs of the Company as at 31 March 2026, and its profit and other comprehensive income, changes in equity and its cash flows for the year ended on that date.

Basis for Opinion

We conducted our audit in accordance with the Standards on Auditing (SAs) specified under Section 143(10) of the Act. Our responsibilities under those SAs are further described in the Auditor's Responsibilities for the Audit of the Special Purpose Financial Statements section of our report. We are independent of the Company in accordance with the Code of Ethics issued by the Institute of Chartered Accountants of India together with the ethical requirements that are relevant to our audit of the special purpose financial statements under the provisions of the Act and the Rules thereunder, and we have fulfilled our other ethical responsibilities in accordance with these requirements and the Code of Ethics. We believe that the audit evidence we have obtained is sufficient and appropriate to provide a basis for our opinion on the special purpose financial statement.

Management's and Board of Directors' Responsibility for the Special Purpose Financial Statements

The Company's Management and Board of Directors are responsible for the matters stated in Section 134(5) of the Act with respect to the preparation of these special purpose financial statements that give a true and fair view of the state of affairs, profit/loss and other comprehensive income, changes in equity and cash flows of the Company in accordance with the accounting principles generally accepted in India, including the Indian Accounting Standards (Ind AS) specified under Section 133 of the Act. This responsibility also includes maintenance of adequate accounting records in accordance with the provisions of the Act for safeguarding of the assets of the Company and for preventing and detecting frauds and other irregularities; selection and application of appropriate accounting policies; making judgments and estimates that are reasonable and prudent; and design, implementation and maintenance of adequate internal financial controls that were operating effectively for ensuring accuracy and completeness of the accounting records, relevant to the preparation and presentation of the special purpose financial statements that give a true and fair view and are free from material misstatement, whether due to fraud or error.



In preparing the special purpose financial statements, the Management and Board of Directors are responsible for assessing the Company's ability to continue as a going concern, disclosing, as applicable, matters related to going concern and using the going concern basis of accounting unless the Board of Directors either intends to liquidate the Company or to cease operations, or has no realistic alternative but to do so.

The Board of Directors is also responsible for overseeing the Company's financial reporting process.

Auditor's Responsibilities for the Audit of the Special Purpose Financial Statements

Our objectives are to obtain reasonable assurance about whether the special purpose financial statements as a whole are free from material misstatement, whether due to fraud or error, and to issue an auditor's report that includes our opinion. Reasonable assurance is a high level of assurance, but is not a guarantee that an audit conducted in accordance with SAs will always detect a material misstatement when it exists. Misstatements can arise from fraud or error and are considered material if, individually or in the aggregate, they could reasonably be expected to influence the economic decisions of users taken on the basis of these special purpose financial statements.

As part of an audit in accordance with SAs, we exercise professional judgment and maintain professional skepticism throughout the audit. We also:

- Identify and assess the risks of material misstatement of the special purpose financial statements, whether due to fraud or error, design and perform audit procedures responsive to those risks, and obtain audit evidence that is sufficient and appropriate to provide a basis for our opinion. The risk of not detecting a material misstatement resulting from fraud is higher than for one resulting from error, as fraud may involve collusion, forgery, intentional omissions, misrepresentations, or the override of internal control.
- Obtain an understanding of internal control relevant to the audit in order to design audit procedures that are appropriate in the circumstances, but not for the purpose of expressing an opinion on the effectiveness of the Company's internal control.
- Evaluate the appropriateness of accounting policies used and the reasonableness of accounting estimates and related disclosures in the special purpose financial statements made by the Management and Board of Directors.
- Conclude on the appropriateness of the Management and Board of Directors use of the going concern basis of accounting and, based on the audit evidence obtained, whether a material uncertainty exists related to events or conditions that may cast significant doubt on the Company's ability to continue as a going concern. If we conclude that a material uncertainty exists, we are required to draw attention in our auditor's report to the related disclosures in the special purpose financial statements or, if such disclosures are inadequate, to modify our opinion. Our conclusions are based on the audit evidence obtained up to the date of our auditor's report. However, future events or conditions may cause the Company to cease to continue as a going concern.
- Evaluate the overall presentation, structure and content of the special purpose financial statements, including the disclosures, and whether the special purpose financial statements represent the underlying transactions and events in a manner that achieves fair presentation.

We also provide those charged with governance with a statement that we have complied with relevant ethical requirements regarding independence, and to communicate with them all relationships and other matters that may reasonably be thought to bear on our independence, and where applicable, related safeguards.



Restriction on Distribution and Use

Without modifying our opinion, we draw attention to Note 2 to the special purpose financial statements, which describes the basis of preparation. This audit opinion has been issued solely for the purpose of inclusion in the annual report of the Ultimate Holding Company (Wipro Limited) under the requirements of Section 129(3) of the Act. These financial statements are not the statutory financial statements of the Company. Accordingly, we do not accept or assume any liability or any duty of care for any other purpose or to any other person to whom this audit opinion is shown or into whose hands it may come without our prior consent in writing.

For **PKF Sridhar & Santhanam LLP**

Chartered Accountants

Firm's Registration No.003990S/S200018



Athiyar
Partner

Membership No.: 23/588

UDIN: 26237588MTXGBJ9687

Bengaluru

21 May 2026

Designit Spain Digital S.L.U.
Special Purpose Balance Sheet as at 31 March 2026

(Amount in '000 Euros, except share and per share data, unless otherwise stated)


Particulars	Notes	As at 31 March 2026	As at 31 March 2025
ASSETS			
Non-current assets			
Property, plant and equipment	4	11	31
Right of use asset	5	192	369
Financial assets			
Other financial assets	6	30	30
Total non-current assets		233	430
Current assets			
Financial assets			
Trade receivables	7	230	923
Other financial assets	6	760	29
Cash and cash equivalents	8	2	1
Contract assets		23	7
Other current assets	9	16	17
Total current assets		1,031	977
TOTAL ASSETS		1,264	1,407
EQUITY AND LIABILITIES			
Equity			
Equity share capital	10	3	3
Other equity	11	685	522
Total equity		688	525
Non-current liabilities			
Financial liabilities			
Lease liabilities	24	17	216
Total non-current liabilities		17	216
Current liabilities			
Financial liabilities			
Lease liabilities	24	199	187
Trade payables	12	99	219
Other financial liabilities	13	22	-
Other current liabilities	14	218	219
Provisions	15	21	41
Total current liabilities		559	666
TOTAL EQUITY AND LIABILITIES		1,264	1,407
Summary of significant accounting policies	1-3		

The accompanying notes form an integral part of the special purpose financial statements

As per our report of even date attached
For **PKF Sridhar & Santhanam LLP**
Chartered Accountants
Firm's Registration No. 003990S/S200018

Athiyar R
Partner
Membership No.: 237588
21 May 2026
Bengaluru

For and on behalf of the Board of
Designit Spain Digital S.L.U.


David Zarka
Administrator

21 May 2026
Madrid, Spain

Designit Spain Digital S.L.U.

Special Purpose Statement of Profit and Loss for the year ended 31 March 2026

(Amount in '000 Euros, except share and per share data, unless otherwise stated)

Particulars	Note	Year ended 31 March 2026	Year ended 31 March 2025
INCOME			
Revenue from operations	16	3,422	2,578
Other income	17	-	480
Total income		3,422	3,058
EXPENSES			
Employee benefits expense	18	2,723	3,917
Finance costs	19	12	20
Depreciation expense	4 & 5	196	212
Other expenses	20	328	550
Total expenses		3,259	4,699
Profit / (loss) before tax		163	(1,641)
Tax expenses			
Current tax		-	-
Total tax expenses		-	-
Profit / (loss) for the year		163	(1,641)
Other comprehensive income (OCI)			
Items that will not be reclassified to profit / (loss)		-	-
Items that will be reclassified to profit / (loss)		-	-
Total comprehensive income / (loss) for the year, net of taxes		163	(1,641)
Earnings per share			
Basic and diluted	21	53	(538)
Face value per equity share		1	1


The accompanying notes form an integral part of the special purpose financial statements

As per our report of even date attached
For **PKF Sridhar & Santhanam LLP**
Chartered Accountants
Firm's Registration No. 003990S/S 200018


Athiyar B
Partner
Membership No. 237588
21 May 2026
Bengaluru



For and on behalf of the Board
Designit Spain Digital S.L.U.



David Zarka
Administrator

21 May 2026
Madrid, Spain

Designit Spain Digital S.L.U.

Special Purpose Cash Flow Statement for the year ended 31 March 2026

(Amount in '000 Euros, except share and per share data, unless otherwise stated)

	Year ended 31 March 2026	Year ended 31 March 2025
A. Cash flow from operating activities		
Profit/(loss) for the year	163	(1,641)
Adjustments for:		
Depreciation expenses	196	212
Finance and other income, net of finance costs	12	20
Exchange differences, net	34	23
Loss/(gain) on disposal of property, plant and equipment, net	-	2
	<u>242</u>	<u>257</u>
Operating profit/(loss) before working capital changes	405	(1,384)
Movements in working capital:		
Trade receivables	694	(220)
Contract assets	(16)	125
Other assets	(764)	402
Trade payables, other liabilities and provisions	(119)	(99)
	<u>200</u>	<u>(1,176)</u>
Cash generated from/(used in) operating activities before taxes	200	(1,176)
Direct tax paid	-	-
Net cash generated from/(used in) operating activities	200	(1,176)
B. Cash flows from investing activities		
Payment for purchase of property, plant and equipment	-	-
Proceeds from disposal of property, plant and equipment	-	-
Net cash generated from / (used in) investing activities	-	-
C. Cash flow from financing activities		
Interest and finance costs paid	(1)	(3)
Proceeds from equity infusion	-	1,370
Payment of lease liabilities	(198)	(191)
Net cash generated from/(used in) financing activities	(199)	1,176
Net increase in cash and cash equivalents (A+B+C)	1	-
Cash and cash equivalents at the beginning of the year	1	1
Cash and cash equivalents at the end of the year	<u>2</u>	<u>1</u>
Components of cash and cash equivalents		
Balance with banks in current accounts	2	1
	<u>2</u>	<u>1</u>

The accompanying notes form an integral part of the special purpose financial statements

For PKF Sridhar & Santhanam LLP

Firm's Registration No.: 003990S/S 200018

Chartered Accountants

Adityan K
Partner
Memberships No.: 237588
21 May 2026
Bengaluru



For and on behalf of the Board of

Designit Spain Digital S.L.U.

(Signature)
David Zarka
Administrator

21 May 2026
Madrid, Spain

Designit Spain Digital S.L.U.

Special Purpose Statement of Changes in Equity for the year ended 31 March 2026

(Amount in '000 Euros, except share and per share data, unless otherwise stated)

A. Equity share capital

	Note	Balance
As at 1 April 2024	10	3
Changes in equity share capital		-
As at 31 March 2025	10	3
Changes in equity share capital		-
As at 31 March 2026	10	3

B. Other equity

	Other equity			Total other equity
	Debt conversion to equity	Retained earnings	Contributions from equity holders	
As at 1 April 2024	7,064	(6,271)	-	793
Conversion of debt to equity	870	-	-	870
Contributions	-	-	500	500
Profit/(loss) for the year	-	(1,641)	-	(1,641)
As at 31 March 2025	7,934	(7,912)	500	522
Profit/(loss) for the year	-	163	-	163
As at 31 March 2026	7,934	(7,749)	500	685

The accompanying notes form an integral part of the special purpose financial statements

As per our report of even date attached
For PKF Sridhar & Santhanam LLP
Chartered Accountants
Firm's Registration No. 003990S/S 200018

Athiyani
Partner
Membership No.: 237588
21 May 2026
Bengaluru



For and on behalf of the Board
Designit Spain Digital S.L.U.

David Zarka
Administrator

21 May 2026
Madrid, Spain



1. The Company overview

Design Spain S.L.U. is a subsidiary of Designit A/S (“the holding company”). The Company is incorporated in Spain and is engaged in design services. The functional currency of the company is EUR and the reporting currency for these financial statements is EUR. These special purpose financial statements have been prepared and audited to attach with the accounts of the holding company, to comply with the provisions of Indian Companies Act, 2013.

The Company’s Board of Directors authorized these special purpose financial statements for issue on 21 May 2025.

2. Basis of preparation of Financial statements & Statement of compliance

This special purpose financial statement is prepared for inclusion in the annual report of the Ultimate Holding Company (Wipro limited) under the requirements of section 129(3) of the Companies Act, 2013.

The special purpose financial statements have been prepared in accordance with Indian Accounting Standards (“Ind AS”). The Ind AS are prescribed under Section 133 of the Act read with Rule 3 of the Companies (Indian Accounting Standards) Rules, 2015 and Companies (Indian Accounting Standards) Amendment Rules, 2016.

These special purpose financial statements have been prepared on a historical cost basis, except for certain financial instruments that are measured at fair value at the end of each reporting period, as explained in the accounting policies below.;

- Certain financial assets and Liabilities that are measured at fair value;
- Defined benefits plan – Plan assets measured at fair value

The special purpose financial statements are presented in EURO (EUR), being the functional and presentation currency, being the currency of the primary economic environment in which the company operates.

(i) Fair value measurement

Fair value is the price that would be received to sell an asset or paid to transfer a liability in an orderly transaction between market participants at the measurement date. The fair value measurement is based on the presumption that the transaction to sell the asset or transfer the liability takes place either:

- In the principal market for the asset or liability, or
- In the absence of a principal market, in the most advantageous market for the asset or liability

The principal or the most advantageous market must be accessible by the Company.

The fair value of an asset or a liability is measured using the assumptions that market participants would use when pricing the asset or liability, assuming that market participants act in their economic best interest. A fair value measurement of a non-financial asset takes into account a market participant’s ability to generate economic benefits by using the asset in its highest and best use or by selling it to another market participant that would use the asset in its highest and best use.

The Company uses valuation techniques that are appropriate in the circumstances and for which sufficient data are available to measure fair value, maximizing the use of relevant observable inputs and minimizing the use of unobservable inputs.

All assets and liabilities for which fair value is measured or disclosed in the financial statements are categorized within the fair value hierarchy, described as follows, based on the lowest level input that is significant to the fair value measurement as a whole:

Level 1 — Quoted (unadjusted) market prices in active markets for identical assets or liabilities.

Level 2 — Valuation techniques for which the lowest level input that is significant to the fair value measurement is directly or indirectly observable.

Level 3 — Valuation techniques for which the lowest level input that is significant to the fair value measurement is unobservable.

For assets and liabilities that are recognized in the financial statements on a recurring basis, the Company determines whether transfers have occurred between levels in the hierarchy by re-assessing categorization (based on the lowest level input that is significant to the fair value measurement as a whole) at the end of each reporting period.

At each reporting date, the Company analyses the movements in the values of assets and liabilities which are required to be remeasured or re-assessed in line with the Company's accounting policies. For this analysis, the Company verifies the major inputs applied in the latest valuation by agreeing the information in the valuation computation to contracts and other relevant documents.

For fair value disclosures, the Company has determined classes of assets and liabilities on the basis of the nature, characteristics and risks of the asset or liability and the level of the fair value hierarchy as explained above.

(ii) Current versus non-current classification

The Company presents assets and liabilities in the balance sheet based on current/ non-current classification.

- An asset as current when it is:
 - Expected to be realized within twelve months after the reporting period, or within the normal operating cycle of the company.
 - Cash or cash equivalent unless restricted from being exchanged or used to settle a liability for at least twelve months after the reporting period.

All other assets are classified as non-current.

- A liability is current when:
 - It is expected to be settled in normal operating cycle.
 - It is due to be settled within twelve months after the reporting period, or
 - There is no unconditional right to defer the settlement of the liability for at least twelve months after the reporting period.

All other liabilities are classified as non-current.

- Deferred tax assets and liabilities are classified as non-current assets and liabilities.

(iii) Use of estimates and judgment

The preparation of the financial statements in conformity with Ind AS requires the management to make judgments, estimates and assumptions that affect the application of accounting policies and the reported amounts of assets, liabilities, income and expenses. Actual results may differ from those estimates. Estimates and underlying assumptions are reviewed on an ongoing basis. Revisions to accounting estimates are recognized in the period in which the estimates are revised and in any future periods affected. In particular, information about significant areas of estimation, uncertainty and critical judgments in applying accounting policies that have the most significant effect on the amounts recognized in the financial statements are included in the following notes:

a) Revenue recognition: The Company uses the percentage of completion method using the input (cost expended) method to measure progress towards completion in respect of fixed price contracts. Percentage of completion method accounting relies on estimates of total expected contract revenue and costs. This method is followed when reasonably dependable estimates of the revenues and costs applicable to various elements of the contract can be made. Key factors that are reviewed in estimating the future costs to complete include estimates of future labor costs and productivity efficiencies. Because the financial reporting of these contracts depends on estimates that are assessed continually during the term of these contracts, recognized revenue and profit are subject to revisions as the contract progresses to completion. When estimates indicate that a loss will be incurred, the loss is provided for in the period in which the loss becomes probable. Volume discounts are recorded as a reduction of revenue. When the amount of discount varies with the levels of revenue, volume discount is recorded based on estimate of future revenue from the customer.

b) Income taxes: The tax jurisdiction for the Company is Spain. Significant judgments are involved in determining the provision for income taxes including judgment on whether tax positions are probable of being sustained in tax assessments. A tax assessment can involve complex issues, which can only be resolved over extended time periods.

c) Deferred taxes: Deferred tax is recorded on temporary differences between the tax bases of assets and liabilities and their carrying amounts, at the rates that have been enacted or substantively enacted at the reporting date. The ultimate realization of deferred tax assets is dependent upon the generation of future taxable profits during the periods in which those temporary differences and tax loss carry-forwards become deductible. The Company considers the expected reversal of deferred tax liabilities and projected future taxable income in making this assessment. The amount of the deferred tax assets considered realizable, however, could be reduced in the near term if estimates of future taxable income during the carry-forward period are reduced.

d) Expected credit losses on financial assets: On application of Ind AS109, the impairment provisions of financial assets are based on assumptions about risk of default and expected timing of collection. The Company uses judgment in making these assumptions and selecting the inputs to the impairment calculation, based on the Company's past history, customer's creditworthiness, existing market conditions as well as forward looking estimates at the end of each reporting period.

3. Material accounting policy information

(i) Functional and presentation currency

Items included in the financial statements of the Company are measured using the currency of the primary economic environment in which this entity operates (i.e. the "functional currency"). The functional currency of the company is EUR and these financial statements are also presented in EUR '000.

(ii) Foreign currency transactions and translation

Transactions in foreign currency are translated into the functional currency using the exchange rates prevailing at the date of the transaction. Foreign exchange gains and losses resulting from the settlement of such transactions and from translation at the exchange rates prevailing at the reporting date of monetary assets and liabilities denominated in foreign currencies are recognized in the statement of profit and loss and reported within foreign exchange gains/(losses), net within results of operating activities except when deferred in other comprehensive income as qualifying cash flow hedges. Gains/(losses) relating to translation or settlement of borrowings denominated in foreign currency are reported within finance expense. Non-monetary assets and liabilities denominated in foreign currency and measured at historical cost are translated at the exchange rate prevalent at the date of transaction. Translation differences on non-monetary financial assets measured at fair value at the reporting date, such as equities classified as FVTOCI are included in other comprehensive income, net of taxes.

(iii) Financial instruments

a) Non-derivative financial instruments:

Non derivative financial instruments consist of:

- financial assets, which include cash and cash equivalents, trade receivables, unbilled revenues, finance lease receivables, employee and other advances, investments in equity and debt securities and eligible current and non-current assets;
- financial liabilities, which include long and short-term loans and borrowings, bank overdrafts, trade payables, eligible current and non-current liabilities.

Non derivative financial instruments are recognized initially at fair value. Financial assets are derecognized when substantial risks and rewards of ownership of the financial asset have been transferred. In cases where substantial risks and rewards of ownership of the financial assets are neither transferred nor retained, financial assets are derecognized only when the Company has not retained control over the financial asset.

Subsequent to initial recognition, non-derivative financial instruments are measured as described below:

A. Cash and cash equivalents

The Company's cash and cash equivalents consist of cash on hand and in banks and demand deposits with banks, which can be withdrawn at any time, without prior notice or penalty on the principal.

For the purposes of the cash flow statement, cash and cash equivalents include cash on hand, in banks and demand deposits with banks, net of outstanding bank overdrafts that are repayable on demand and are considered part of the Company's cash management system. In the Balance Sheet, bank overdrafts are presented under borrowings within current liabilities.

B. Other financial assets:

Other financial assets are non-derivative financial assets with fixed or determinable payments that are not quoted in an active market. They are presented as current assets, except for those maturing later than 12 months after the reporting date which are presented as non-current assets. These are initially recognized at fair value and subsequently measured at amortized cost using the effective interest method, less any impairment losses. These comprise trade receivables, unbilled revenues, cash and cash equivalents and other assets.

C. Trade and other payables

Trade and other payables are initially recognized at fair value, and subsequently carried at amortized cost using the effective interest method. For these financial instruments, the carrying amounts approximate fair value due to the short-term maturity of these instruments.

(iv) Equity and share capital

a) Share capital and share premium

The authorized share capital of the Company as of 31 March 2026 and 31 March 2025 is 3051 Equity shares of 1 EUR per share. Par value of the equity shares is recorded as share capital and the amount received in excess of par value is classified as share premium.

Every holder of the equity shares, as reflected in the records of the Company as of the date of the shareholder meeting shall have one vote in respect of each share held for all matters submitted to vote in the shareholder meeting.

b) Retained earnings

Retained earnings comprises of the Company's undistributed earnings after taxes.

(v) Property, plant and equipment**a) Recognition and measurement**

Property, plant and equipment are measured at cost less accumulated depreciation and impairment losses, if any. Cost includes expenditures directly attributable to the acquisition of the asset. General and specific borrowing costs directly attributable to the construction of a qualifying asset are capitalized as part of the cost.

b) Depreciation

The Company depreciates property, plant and equipment over the estimated useful life on a straight-line basis from the date the assets are available for use. Assets acquired under finance lease and leasehold improvements are amortized over the shorter of estimated useful life of the asset or the related lease term. Term licenses are amortized over their respective contract term. Freehold land is not depreciated. The estimated useful life of assets are reviewed and where appropriate are adjusted, annually. The estimated useful lives of assets are as follows:

Category	Useful life
Leasehold Improvements	Useful life or lease term whichever is lower
Furniture, fixtures and equipment	3 to 10 years
Office equipment.	2 to 7 years

When parts of an item of property, plant and equipment have different useful lives, they are accounted for as separate items (major components) of property, plant and equipment. Subsequent expenditure relating to property, plant and equipment is capitalized only when it is probable that future economic benefits associated with these will flow to the Company and the cost of the item can be measured reliably.

The cost of property, plant and equipment not available for use before each reporting date are disclosed under capital work- in-progress. Deposits & advances paid towards acquisition of fixed assets, outstanding at each balance sheet date are shown as capital advances under the head of other non-current assets.

(vi) Leases

The Company evaluates each contract or arrangement, whether it qualifies as lease as defined under Ind AS 116.

The Company as a lessee

The Company enters into an arrangement for lease of land, buildings, plant and machinery including computer equipment and vehicles. Such arrangements are generally for a fixed period but may have extension or termination options. The Company assesses, whether the contract is, or contains, a lease, at its inception. A contract is, or contains, a lease if the contract conveys the right to –

- a) control the use of an identified asset,
- b) obtain substantially all the economic benefits from use of the identified asset, and
- c) direct the use of the identified asset

The Company determines the lease term as the non-cancellable period of a lease, together with periods covered by an option to extend the lease, where the Company is reasonably certain to exercise that option.

Designit Spain Digital S.L.U.**Notes to the special purpose financial statements for the year ended 31 March 2026**

(Amount in '000 Euros, except share and per share data, unless otherwise stated)

The Company at the commencement of the lease contract recognizes a Right-of-Use (RoU) asset at cost and corresponding lease liability, except for leases with term of less than twelve months (short term leases) and low-value assets. For these short term and low value leases, the Company recognizes the lease payments as an operating expense on a straight-line basis over the lease term.

The cost of the right-of-use asset comprises the amount of the initial measurement of the lease liability, any lease payments made at or before the inception date of the lease, plus any initial direct costs, less any lease incentives received. Subsequently, the right-of-use assets are measured at cost less any accumulated depreciation and accumulated impairment losses, if any. The right-of-use assets are depreciated using the straight-line method from the commencement date over the shorter of lease term or useful life of right-of-use asset. The estimated useful life of right-of-use assets are determined on the same basis as those of property, plant and equipment.

The Company applies Ind AS 36 to determine whether an ROU asset is impaired and accounts for any identified impairment loss as described in the impairment of non-financial assets below.

For lease liabilities at the commencement of the lease, the Company measures the lease liability at the present value of the lease payments that are not paid at that date. The lease payments are discounted using the interest rate implicit in the lease, if that rate can be readily determined, if that rate is not readily determined, the lease payments are discounted using the incremental borrowing rate that the Company would have to pay to borrow funds, including the consideration of factors such as the nature of the asset and location, collateral, market terms and conditions, as applicable in a similar economic environment.

After the commencement date, the amount of lease liabilities is increased to reflect the accretion of interest and reduced for the lease payments made.

The Company recognizes the amount of the re-measurement of lease liability as an adjustment to the right-of-use assets. Where the carrying amount of the right-of-use asset is reduced to zero and there is a further reduction in the measurement of the lease liability, the Company recognizes any remaining amount of the re-measurement in statement of profit and loss.

Lease liability payments are classified as cash used in financing activities in the statement of cash flows.

The Company as a lessor

Leases under which the Company is a lessor are classified as finance or operating leases. Lease contracts where all the risks and rewards are substantially transferred to the lessee, the lease contracts are classified as finance leases. All other leases are classified as operating leases.

For leases under which the Company is an intermediate lessor, the Company accounts for the head-lease and the sub-lease as two separate contracts. The sub-lease is further classified either as a finance lease or an operating lease by reference to the RoU asset arising from the head-lease.

(vii) Impairment**Non - financial assets**

The Company assesses long-lived assets such as property, plant, equipment and acquired intangible assets for impairment whenever events or changes in circumstances indicate that the carrying amount of an asset or group of assets may not be recoverable. If any such indication exists, the Company estimates the recoverable amount of the asset or group of assets. The recoverable amount of an asset or cash generating unit is the higher of its fair value less cost to sell (FVLCTS) and its value-in-use (VIU). If the recoverable amount of the asset or the recoverable amount of the cash generating unit to which the asset belongs is less than its carrying amount, the carrying amount is reduced to its recoverable amount. The reduction is

treated as an impairment loss and is recognized in the statement of profit and loss. If at the reporting date, there is an indication that a previously assessed impairment loss no longer exists, the recoverable amount is reassessed and the impairment losses previously recognized are reversed such that the asset is recognized at its recoverable amount but not exceeding written down value which would have been reported if the impairment losses had not been recognized initially.

(viii) Employee benefits

a) Short-term benefits

Short-term employee benefit obligations are measured on an undiscounted basis and are recorded as expense as the related service is provided. A liability is recognized for the amount expected to be paid under short-term cash bonus or profit-sharing plans, if the Company has a present legal or constructive obligation to pay this amount as a result of past service provided by the employee and the obligation can be estimated reliably.

b) Termination benefits

Termination benefits are expensed when the Company can no longer withdraw the offer of those benefits.

c) Compensated absences

The employees of the Company are entitled to compensated absences. The employees can carry forward a portion of the unutilized accumulating compensated absences and utilize it in future periods or receive cash at retirement or termination of employment. The Company records an obligation for compensated absences in the period in which the employee renders the services that increases this entitlement. The Company measures the expected cost of compensated absences as the additional amount that the Company expects to pay as a result of the unused entitlement that has accumulated at the end of the reporting period.

(ix) Provisions

Provisions are recognized when the Company has a present obligation (legal or constructive) as a result of a past event, it is probable that an outflow of economic benefits will be required to settle the obligation and a reliable estimate can be made of the amount of the obligation.

The amount recognized as a provision is the best estimate of the consideration required to settle the present obligation at the end of the reporting period, taking into account the risks and uncertainties surrounding the obligation.

When some or all of the economic benefits required to settle a provision are expected to be recovered from a third party, the receivable is recognized as an asset, if it is virtually certain that reimbursement will be received and the amount of the receivable can be measured reliably.

Provisions for onerous contracts are recognized when the expected benefits to be derived by the Company from a contract are lower than the unavoidable costs of meeting the future obligations under the contract. Provisions for onerous contracts are measured at the present value of lower of the expected net cost of fulfilling the contract and the expected cost of terminating the contract.

(x) Revenue

The Company derives revenue primarily from software development, maintenance of software/hardware and related services, business process services, sale of IT and other products.

a) Services

The Company recognizes revenue when the significant terms of the arrangement are enforceable, services have been delivered and the collectability is reasonably assured. The method for recognizing revenues and costs depends on the nature of the services rendered:

Designit Spain Digital S.L.U.

Notes to the special purpose financial statements for the year ended 31 March 2026

(Amount in '000 Euros, except share and per share data, unless otherwise stated)

A. Time and materials contracts

Revenues and costs relating to time and materials contracts are recognized as the related services are rendered.

B. Fixed-price contracts

Revenues from fixed-price contracts, including systems development and integration contracts are recognized using the “percentage-of-completion” method. Percentage of completion is determined based on project costs incurred to date as a percentage of total estimated project costs required to complete the project. The cost expended (or input) method has been used to measure progress towards completion as there is a direct relationship between input and productivity. If the Company does not have a sufficient basis to measure the progress of completion or to estimate the total contract revenues and costs, revenue is recognized only to the extent of contract cost incurred for which recoverability is probable. When total cost estimates exceed revenues in an arrangement, the estimated losses are recognized in the statement of profit and loss in the period in which such losses become probable based on the current contract estimates.

‘Unbilled revenues’ represent cost and earnings in excess of billings as at the end of the reporting period. ‘Unearned revenues’ represent billing in excess of revenue recognized. Advance payments received from customers for which no services have been rendered are presented as ‘Advance from customers’.

C. Maintenance contracts

Revenue from maintenance contracts is recognized ratably over the period of the contract using the percentage of completion method. When services are performed through an indefinite number of repetitive acts over a specified period of time, revenue is recognized on a straight-line basis over the specified period unless some other method better represents the stage of completion.

In certain projects, a fixed quantum of service or output units is agreed at a fixed price for a fixed term. In such contracts, revenue is recognized with respect to the actual output achieved till date as a percentage of total contractual output. Any residual service unutilized by the customer is recognized as revenue on completion of the term.

(xi) Finance costs

Finance Costs comprise interest cost on borrowings, impairment losses recognized on financial assets, gains/ (losses) on translation or settlement of foreign currency borrowings and changes in fair value and gains/ (losses) on settlement of related derivative instruments. Borrowing costs that are not directly attributable to a qualifying asset are recognized in the statement of profit and loss using the effective interest method.

(xii) Other income

Other income comprises interest income on deposits, dividend income and gains / (losses) on disposal of financial assets that are measured at FVTPL, and debt instruments classified as FVTOCI. Interest income is recognized using the effective interest method. Dividend income is recognized when the right to receive payment is established.

(xiii) Income tax

Income tax comprises current and deferred tax. Income tax expense is recognized in the statement of profit and loss except to the extent it relates to a business combination, or items directly recognized in equity or in other comprehensive income.

a) **Current income tax**

Current income tax for the current and prior periods are measured at the amount expected to be recovered from or paid to the taxation authorities based on the taxable income for the period. The tax rates and tax laws used to compute the current tax amount are those that are enacted or substantively enacted as at the reporting date and applicable for the period. The Company offsets current tax assets and current tax liabilities, where it has a legally enforceable right to set off the recognized amounts and where it intends either to settle on a net basis, or to realize the asset and liability simultaneously.

b) **Deferred income tax**

Deferred income tax is recognized using the balance sheet approach. Deferred income tax assets and liabilities are recognized for deductible and taxable temporary differences arising between the tax base of assets and liabilities and their carrying amount in financial statements, except when the deferred income tax arises from the initial recognition of goodwill or an asset or liability in a transaction that is not a business combination and affects neither accounting nor taxable profits or loss at the time of the transaction.

Deferred income tax assets are recognized to the extent it is probable that taxable profit will be available against which the deductible temporary differences and the carry forward of unused tax credits and unused tax losses can be utilized.

Deferred income tax liabilities are recognized for all taxable temporary differences except in respect of taxable temporary differences associated with investments in subsidiaries, associates and foreign branches where the timing of the reversal of the temporary difference can be controlled and it is probable that the temporary difference will not reverse in the foreseeable future.

The carrying amount of deferred income tax assets is reviewed at each reporting date and reduced to the extent that it is no longer probable that sufficient taxable profit will be available to allow all or part of the deferred income tax asset to be utilized.

Deferred income tax assets and liabilities are measured at the tax rates that are expected to apply in the period when the asset is realized or the liability is settled, based on tax rates (and tax laws) that have been enacted or substantively enacted at the reporting date.

The Company offsets deferred income tax assets and liabilities, where it has a legally enforceable right to offset current tax assets against current tax liabilities, and they relate to taxes levied by the same taxation authority on either the same taxable entity, or on different taxable entities where there is an intention to settle the current tax liabilities and assets on a net basis or their tax assets and liabilities will be realized simultaneously.

(xiv) Earnings per share

Basic earnings per share is computed using the weighted average number of equity shares outstanding during the period adjusted for treasury shares held. Diluted earnings per share is computed using the weighted-average number of equity and dilutive equivalent shares outstanding during the period, using the treasury stock method for options and warrants, except where the results would be anti-dilutive.

(xv) Cash flow statement

Cash flow are reported using the indirect method, whereby profit for the period is adjusted for the effects of transactions of a non-cash nature, any deferrals or accruals of past operating cash receipts or payments and item of income or expenses associated with investing or financing cash flows. The cash from operating, investing and financing activities of the Company are segregated.

3b.(i) New amended standards and interpretations

a) Amendments to Ind AS 21 – The Effects of Changes in Foreign Exchange Rates

The amendment clarifies how an entity should assess whether a currency is exchangeable and how it should determine a spot exchange rate when exchangeability is lacking, as well as require the disclosure of information that enables users of financial statements to understand the impact of a currency not being exchangeable. These amendments are effective for annual reporting periods beginning on or after April 1, 2025. The adoption of these amendments to Ind AS 21 did not have any material impact on the special purpose standalone financial statements.

b) Amendments to Ind AS 1 – Presentation of Financial Statements

On August 13, 2025, the MCA has issued “Classification of liabilities as current or non-current and non-current liabilities with covenants (Amendments to Ind AS 1)” The amendments aim to promote consistency in applying the requirements by helping companies to determine whether, in the statement of financial position, debt and other liabilities with an uncertain settlement date should be classified as current (due or potentially due to be settled within one year) or non-current. The amendments also clarified the classification requirements for debt a company might settle by converting it into equity. These amendments are effective for annual reporting periods beginning on or after April 1, 2025, and are to be applied retrospectively. The adoption of these amendments to Ind AS 1 did not have any material impact on the special purpose financial statements.

c) Amendments to Ind AS 7 - Statement of Cash Flows and Ind AS 107 - Financial Instruments

On August 13, 2025, MCA issued 'Supplier Finance Arrangements (Amendments to Ind AS 7 and Ind AS 107)', that require companies to disclose information about its supplier finance arrangements that enables users of financial statements to assess the effects of those arrangements on the companies liabilities and cash flows and on the company's exposure to liquidity risk. These amendments are effective for annual reporting periods beginning on or after April 1, 2025 and are to be applied retrospectively. The adoption of these amendments to Ind AS 7 and Ind AS 107 did not have any material impact on the special purpose financial statements.

(ii) New amendments not yet adopted

a) Amendments to Ind AS 21 – The Effects of Changes in Foreign Exchange Rates

Ministry of Corporate Affairs (“MCA”) notifies new standards or amendments to the existing standards under Companies (Indian Accounting Standards) Rules as issued from time to time. For the year ended March 31, 2026, MCA has not notified any new standards or amendments to the existing standards applicable to the Company which are not yet adopted.

(This space has been intentionally left blank)

Designit Spain Digital S.L.U.

Notes to the special purpose financial statements for the year ended 31 March 2026

(Amount in '000 Euros, except share and per share data, unless otherwise stated)

4 Property, plant and equipment

Particulars	Leasehold Improvements	Furniture and fixtures	Office equipments	Tablets and Cell phones	Total
Gross carrying value					
As at 31 March 2024	110	55	119	10	294
Additions	-	-	-	-	-
Disposals	(2)	(53)	(7)	-	(62)
As at 31 March 2025	108	2	112	10	232
Additions	-	-	-	-	-
Disposals	-	-	(5)	(10)	(15)
As at 31 March 2026	108	2	107	-	217
Accumulated depreciation					
As at 31 March 2024	67	49	101	9	226
Depreciation	15	6	14	-	35
Disposals	-	(53)	(7)	-	(60)
As at 31 March 2025	82	2	108	9	201
Depreciation	16	-	3	-	19
Disposals	-	-	(5)	(9)	(14)
As at 31 March 2026	98	2	106	-	206
Net carrying value					
As at 31 March 2026	10	0	1	0	11
As at 31 March 2025	26	-	4	1	31

5 Right of use assets:

Particulars	Building	Total
Gross carrying value		
As at 31 March 2024	841	841
Additions	-	-
As at 31 March 2025	841	841
Additions	-	-
As at 31 March 2026	841	841
Accumulated depreciation		
As at 31 March 2024	295	295
Depreciation	177	177
As at 31 March 2025	472	472
Depreciation	177	177
As at 31 March 2026	649	649
Net carrying value		
As at 31 March 2026	192	192
As at 31 March 2025	369	369



Designit Spain Digital S.L.U.

Notes to the special purpose financial statements for the year ended 31 March 2026

(Amount in '000 Euros, except share and per share data, unless otherwise stated)

6 Other financial assets

	As at 31 March 2026	As at 31 March 2025
Non current		
Security deposits	30	30
	<u>30</u>	<u>30</u>
Current		
Europool deposit*	760	29
	<u>760</u>	<u>29</u>

*Refer related party note 23

7 Trade receivables

	As at 31 March 2026	As at 31 March 2025
Unsecured		
Considered good	25	35
Group Companies*	205	888
	<u>230</u>	<u>923</u>
Less: allowance for lifetime expected credit loss	-	-
	<u>230</u>	<u>923</u>

*Refer related party note 23 and refer note 22 for ageing schedule.

8 Cash and cash equivalents

	As at 31 March 2026	As at 31 March 2025
Balances with bank in current accounts	2	1
	<u>2</u>	<u>1</u>

9 Other assets

	As at 31 March 2026	As at 31 March 2025
Balance with authorities	-	16
Prepaid expenses	16	1
	<u>16</u>	<u>17</u>

(This space has been intentionally left blank)



Designit Spain Digital S.L.U.

Notes to the special purpose financial statements for the year ended 31 March 2026

(Amount in '000 Euros, except share and per share data, unless otherwise stated)

10 Share capital

	As at 31 March 2026	As at 31 March 2025
Authorised capital		
3,051 (31 March 2025: 3,051) equity shares of euro 1 each	3	3
	<u>3</u>	<u>3</u>
Issued, subscribed and paid up capital		
3,051 (31 March 2025: 3,051) equity shares of euro 1 each fully paid-up	3	3
	<u>3</u>	<u>3</u>

a) Reconciliation of shares outstanding at the beginning and at the end of the reporting year

	As at 31 March 2026		As at 31 March 2025	
	Number	Amount	Number	Amount
Balance at the beginning of the year	3,051	3	3,051	3
Add :Issued during the year.	-	-	-	-
Balance at the end of the year	<u>3,051</u>	<u>3</u>	<u>3,051</u>	<u>3</u>

b) Terms/ rights attached to equity shares

The Company has only one class of equity shares having a par value of Euro 1 per share. Each shareholder of equity shares is entitled to one vote per share. The Company declares and pays dividend in Euro. The final dividend proposed by the Board of Directors is subject to shareholders approval in the ensuing Annual General Meeting. In the event of liquidation of the Company, the equity shareholders will be entitled to receive the remaining assets of the Company, after distribution of all preferential amounts, if any, in proportion to the number of equity shares held by the shareholders.

c) Details of shareholders holding more than 5% shares in the Company

	As at 31 March 2026		As at 31 March 2025	
	Percentage of shareholding	Number of shares	Percentage of shareholding	Number of shares
Equity shares of EUR 1 each fully paid-up				
Designit A/S	100%	3,051	100%	3,051

d) There has been no issue of shares for consideration other than cash during the 5 years preceding 31 March 2026.

(This space has been intentionally left blank)



Designit Spain Digital S.L.U.

Notes to the special purpose financial statements for the year ended 31 March 2026

(Amount in '000 Euros, except share and per share data, unless otherwise stated)

	As at 31 March 2026	As at 31 March 2025
11 Other equity		
a) Statement of profit and loss account		
Balance at the beginning of the year	(7,912)	(6,271)
	-	-
Add: Net profit/(loss) for the year	163	(1,641)
Balance at the end of the year	<u>(7,749)</u>	<u>(7,912)</u>
b) Debt conversion to capital		
Balance at the beginning of the year	7,934	7,064
Add: Debt conversion during the year	-	870
Balance at the end of the year	<u>7,934</u>	<u>7,934</u>
c) Contributions from equity holders or owners		
Balance at the beginning of the year	500	-
Capital infusion from holding company	-	500
Balance at the end of the year	<u>500</u>	<u>500</u>
Total (a+b+c)	<u><u>685</u></u>	<u><u>522</u></u>

Nature and purpose of reserves:

Debt conversion to capital: These amounts represent loans from holding company which have been converted to equity.

Retained earnings: Retained earnings are the profits that the Company has earned till date, less any transfers to general reserve, dividends or other distributions paid to shareholders.

Contributions from equity holders or owners: Capital infusion happened during the year from sole shareholder of the company

12 Trade payables

	As at 31 March 2026	As at 31 March 2025
Vendor payables	70	41
Group entities*	14	135
Accrued expenses and others	15	43
	<u>99</u>	<u>219</u>

* Refer related party note 23 and refer note 22 for ageing schedule.

13 Other financial liabilities

	As at 31 March 2026	As at 31 March 2025
Current		
Employee related liabilities	22	-
	<u>22</u>	<u>-</u>

14 Other current liabilities

	As at 31 March 2026	As at 31 March 2025
Statutory dues payable	218	219
	<u>218</u>	<u>219</u>

15 Provisions

	As at 31 March 2026	As at 31 March 2025
Current		
Provision for compensated absence	21	41
	<u>21</u>	<u>41</u>



Designit Spain Digital S.L.U.

Notes to the special purpose financial statements for the year ended 31 March 2026

(Amount in '000 Euros, except share and per share data, unless otherwise stated)

16 Revenue from operations

	Year ended 31 March 2026	Year ended 31 March 2025
Sale of services	3,422	2,578
Total	3,422	2,578
Revenue by type of contract		
Fixed price and volume based	1,950	1,333
Time and materials	1,472	1,245
	3,422	2,578

17 Other income

	Year ended 31 March 2026	Year ended 31 March 2025
Intercompany cost recharge (*)	-	480
Interest income	-	-
Profit on sale of assets	-	-
Exchange rate fluctuation	-	-
	-	480

*During the year ended 31 March 2025, the Company revised the presentation of corporate overhead recharges to group companies in the statement of profit or loss. Historically, these recharges were presented on a gross basis, with the related expenses included in "Other Expenses" and corresponding recoveries from group entities reported in "Other Income."

In the current year, these transactions are presented on a net basis, reflecting the economic substance of the arrangements. The net presentation more accurately depicts the Company's share of these costs.

18 Employee benefits expenses

	Year ended 31 March 2026	Year ended 31 March 2025
Salaries and bonus	2,655	3,848
Compensated absences	(20)	(10)
Staff welfare expenses	88	79
	2,723	3,917

19 Finance costs

	Year ended 31 March 2026	Year ended 31 March 2025
Interest expense*	1	3
Interest on finance lease	11	17
	12	20

*Refer related party note 23

(This space has been intentionally left blank)



Designit Spain Digital S.L.U.

Notes to the special purpose financial statements for the year ended 31 March 2026

(Amount in '000 Euros, except share and per share data, unless otherwise stated)

20 Other expenses

	Year ended 31 March 2026	Year ended 31 March 2025
Sub-contracting / technical fees / third party application*	81	295
Travel	24	26
Facility expenses	6	20
Communication	72	68
Legal and professional charges	62	47
Marketing and brand building	1	24
Exchange rate fluctuation	34	23
Intercompany corporate overheads	15	-
Insurance	-	8
Power and fuel	14	8
Loss on sale of assets	-	2
Miscellaneous expenses	19	29
	<u>328</u>	<u>550</u>

*Refer related party note 23

Sub-contracting / technical fees / third party application includes the transactions with related parties for 31 March 2026 amounting to Nil (31 March 2025: EUR 79) in thousands

Miscellaneous expenses includes the transactions with related parties for 31 March 2026 amounting to Nil (31 March 2025: 8) in thousands

Intercompany corporate overheads includes the transactions with related parties for 31 March 2026 amounting to 15 (31 March 2025: Nil) in thousands

21 Earnings per share (EPS)

	Year ended 31 March 2026	Year ended 31 March 2025
Net profit/(loss) for the year	163	(1,641)
Weighted average number of shares	3,051	3,051
Earnings per share		
Basic and diluted	53.43	(537.86)
Nominal value - per equity share	1	1

(This space has been intentionally left blank.)



Designit Spain Digital S.L.U.

Notes to the special purpose financial statements for the year ended 31 March 2026

(Amount in '000 Euros, except share and per share data, unless otherwise stated)

22 Trade receivables and trade payables ageing schedule

Trade receivables ageing schedule as at 31 March 2026

Particulars	Outstanding for following periods from due date of payment						
	Not due	Less than 6 months	6 months - 1 year	1- 2 years	2- 3 years	More than 3 years	Total
(i) Undisputed – considered good	-	230	-	-	-	-	230
Net Trade Receivables	-	230	-	-	-	-	230

Trade receivables ageing schedule as at 31 March 2025

Particulars	Outstanding for following periods from due date of payment						
	Not due	Less than 6 months	6 months - 1 year	1- 2 years	2- 3 years	More than 3 years	Total
(i) Undisputed – considered good	-	923	-	-	-	-	923
Net	-	923	-	-	-	-	923

There are no disputed receivables and hence same is not considered in above tables

Trade payables ageing schedule as at 31 March 2026

Particulars	Outstanding for following periods from due date of payment					
	Not due	Less than 1 year	1-2 years	2- 3 years	More than 3 years	Total
(i) Trade Payables - Others	-	70	-	-	-	70
(ii) Accrued expenses	15	-	-	-	-	15
Total	15	70	-	-	-	85

Trade payables ageing schedule as at 31 March 2025

Particulars	Outstanding for following periods from due date of payment					
	Not due	Less than 1 year	1-2 years	2- 3 years	More than 3 years	Total
(i) Trade Payables - Others	-	176	-	-	-	176
(ii) Accrued expenses	43	-	-	-	-	43
Total	43	176	-	-	-	219

(This space has been intentionally left blank)



Designit Spain Digital S.L.U.

Notes to the special purpose financial statements for the year ended 31 March 2026

(Amount in '000 Euros, except share and per share data, unless otherwise stated)

23 A. Names of related parties and nature of relationship

Nature of relationship	Name of the related party	Country of incorporation
Ultimate Holding Company	Wipro Limited (India)	India
Holding Company	Designit A/S	Denmark
Fellow Subsidiaries	Capco Consultancy (Thailand) Limited	Thailand
	The Capital Markets Company S.A.S	Spain
	Designit Denmark A/S	Denmark
	Designit Denmark A/S Branch in London	London
	Designit A/S (Australia & New Zealand)	Australia
	Designit Germany GmbH	Germany
	Designit TLV Ltd	Israel
	Wipro Technologies GmbH	Germany
	Wipro IT Services UK Societas	UK
	The Capital Markets Company Limited (Hong Kong)	Hongkong
	Wipro, LLC	USA
	Wipro Arabia Limited	Saudi Arabia
	Wipro Designit Services, Inc.	USA
	Designit Oslo AS	Norway
Key managerial personnel	Diego Nuñez Fernández- Resigned effective 29 November,2024 Javier Lorente Perez Sauquillo- appointed effective 29 November,2024 and Resigned effective 28 March,2025 David Zarka - appointed effective 28 March,2025	

B. Transactions with related parties for the year ended 31 March 2026

Particulars	Relationship*	Year ended 31 March 2026	Year ended 31 March 2025
Revenue from operations			
The Capital Markets Company S.A.S	Fellow subsidiary	-	344
The Capital Markets Company Limited (Hong Kong)	Fellow subsidiary	-	78
Designit Denmark A/S Branch in London	Fellow subsidiary	-	181
Wipro Limited (India)	Ultimate holding company	2,869	7
Wipro IT Services UK Societas	Fellow subsidiary	21	-
Designit Germany GmbH	Fellow subsidiary	11	205
Designit TLV Ltd	Fellow subsidiary	41	-
Designit Oslo AS	Fellow subsidiary	-	21
Designit Denmark A/S	Fellow subsidiary	13	12
Wipro, LLC	Fellow subsidiary	12	6
Wipro Arabia Limited	Fellow subsidiary	82	594
Wipro Designit Services, Inc.	Fellow subsidiary	54	108
Subcontracting / technical fees/ facility expense/Misc expense and intercompany recharge expenses/(income) (net)			
Designit Denmark A/S	Fellow subsidiary	-	74
Designit TLV Ltd	Fellow subsidiary	-	(130)
Designit Germany GmbH	Fellow subsidiary	-	(88)
Designit Denmark A/S Branch in London	Fellow subsidiary	-	(175)
Wipro Limited (India)	Ultimate holding company	-	43
Designit Oslo AS	Fellow subsidiary	-	(122)
The Capital Markets Company S.A.S	Fellow subsidiary	-	7
The Capital Markets Company Limited (Hong Kong)	Fellow subsidiary	-	2
Wipro Designit Services, Inc.	Fellow subsidiary	15	(4)
Interest expense			
Wipro IT Services UK Societas	Fellow subsidiary	1	3

*Related parties with whom transactions have taken place during the year.



C. Closing balance of related parties

Name of the Company	Nature	As at	As at
		31 March 2026	31 March 2025
Payables:			
Designit Denmark A/S	Fellow subsidiary	-	52
Designit Denmark A/S Branch in London	Fellow subsidiary	-	33
Wipro Limited (India)	Ultimate holding company	11	7
Designit Germany GmbH	Fellow subsidiary	-	9
Designit Oslo AS	Fellow subsidiary	-	15
Wipro Designit Services, Inc.	Fellow subsidiary	3	14
The Capital Markets Company S.A.S	Fellow subsidiary	-	5
Receivables:			
Wipro IT Services UK Societas	Fellow subsidiary	760	29
The Capital Markets Company S.A.S	Fellow subsidiary	-	10
Designit TLV Ltd	Fellow subsidiary	8	58
Designit Denmark A/S Branch in London	Fellow subsidiary	-	30
Designit Germany GmbH	Fellow subsidiary	-	42
Designit Oslo AS	Fellow subsidiary	-	34
Designit A/S	Holding Company	-	-
Wipro Limited (India)	Ultimate Holding Company	176	-
Designit Denmark A/S	Fellow subsidiary	13	43
Wipro Arabia Limited	Fellow subsidiary	-	576
Wipro Designit Services, Inc.	Fellow subsidiary	8	95

(This space has been intentionally left blank)



Designit Spain Digital S.L.U.

Notes to the special purpose financial statements for the year ended 31 March 2026

(Amount in '000 Euros, except share and per share data, unless otherwise stated)

24 Ind AS 116 leases related disclosures

i) Total lease liabilities are analysed as follows:

	As at 31 March 2026	As at 31 March 2025
Lease liability details		
Opening balance	403	577
Add: Interest on lease liabilities during the year	11	17
Less: Lease payments made during the year	(198)	(191)
Total	216	403
Analysed as:		
Current	199	187
Non current	17	216
	216	403

ii) Amounts recognised in statement of profit and loss:

The following amounts were recognised as expense in the year:

	Year ended 31 March 2026	Year ended 31 March 2025
Depreciation of right-of-use assets	177	177
Interest on lease liabilities	11	17
Total recognised in the statement of profit and loss	188	194

iii) Exposure to future cash flows:

The following are the undiscounted contractual cash flows of lease liabilities. The payment profile has been based on management's forecasts and could in reality be different from expectations:

	As at 31 March 2026	As at 31 March 2025
Maturity analysis:		
Less than 1 year	204	198
Between 1 and 2 years	17	204
Between 2 and 5 years	-	17
Total	221	419

(This space has been intentionally left blank)



Designit Spain Digital S.L.U.

Notes to the special purpose financial statements for the year ended 31 March 2026

(Amount in '000 Euros, except share and per share data, unless otherwise stated)

25 Financial instruments measurement and disclosure

a) Financial instruments by category

Particulars	As at 31 March 2026	
	Amortised cost	Total
Financial assets:		
Trade receivables	230	230
Cash and cash equivalents	2	2
Other financial assets	790	790
Total	1,022	1,022
Financial liabilities:		
Lease liabilities	216	216
Trade payables	99	99
Other financial liabilities	22	22
Total	337	337

Particulars	As at 31 March 2025	
	Amortised cost	Total
Financial assets:		
Trade receivables	923	923
Cash and cash equivalents	1	1
Other financial assets	59	59
Total	983	983
Financial liabilities:		
Lease liabilities	403	403
Trade payables	219	219
Other financial liabilities	-	-
Total	622	622

The fair values of assets and liabilities approximates its carrying value.

The Company has not disclosed the fair value of financial instruments such as trade receivables, trade payables, other financials assets, borrowings etc. because their carrying amounts are a reasonable approximation of fair value.



(This space has been intentionally left blank)



Designit Spain Digital S.L.U.

Notes to the special purpose financial statements for the year ended 31 March 2026

(Amount in '000 Euros, except share and per share data, unless otherwise stated)

26 Financial risk management

Financial risk management

The Company's activities expose it to market risk, liquidity risk and credit risk. This note explains the sources of risk which the entity is exposed to and how the entity manages the risk and the related impact in the financial statements.

Risk	Exposure arising from	Measurement
Credit risk	Cash and cash equivalent, trade receivables, financial assets measured at amortized cost	Ageing analysis
Liquidity risk	Borrowings and other financial liabilities	Rolling cash flow forecasts
Market risk -Interest rate	Long-term borrowings at variable rates	Sensitivity analysis

The Company's risk management is carried out by a central treasury department (of the group) under policies approved by the board of directors. The board of directors provides written principles for overall risk management, as well as policies covering specific areas, such as interest rate risk, credit risk and investment of excess liquidity.

A Credit risk

Credit risk arises from cash and cash equivalents, trade receivables, investments carried at amortized cost and deposits with banks and financial institutions.

Credit risk management

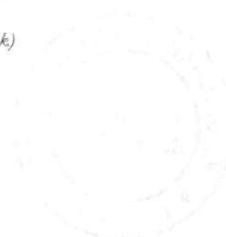
The finance function of the Company assesses and manages credit risk based on internal credit rating system. Internal credit rating is performed for each class of financial instruments with different characteristics.

The Company considers the probability of default upon initial recognition of asset and whether there has been a significant increase in credit risk on an on-going basis throughout each reporting period. In general, it is presumed that credit risk has significantly increased since initial recognition if the payments are more than 30 days past due. A default on a financial asset is when the counterparty fails to make contractual payments when they fall due. This definition of default is determined by considering the business environment in which entity operates and other macro-economic factors.

Expected credit loss for trade receivables under simplified approach

During the periods presented, the Company made no write-offs of trade receivables and it does not expect to receive future cash flows or recoveries from collection of cash flows previously written off.

(This space has been intentionally left blank)



Designit Spain Digital S.L.U.**Notes to the special purpose financial statements for the year ended 31 March 2026**

(Amount in '000 Euros, except share and per share data, unless otherwise stated)

26 Financial risk management (continued)**B Liquidity risk**

Prudent liquidity risk management implies maintaining sufficient cash and marketable securities and the availability of funding through an adequate amount of committed credit facilities to meet obligations when due. Due to the nature of the business, the Company maintains flexibility in funding by maintaining availability under committed facilities.

Management monitors rolling forecasts of the Company's liquidity position and cash and cash equivalents on the basis of expected cash flows. The Company takes into account the liquidity of the market in which the entity operates. In addition, the Company's liquidity management policy involves projecting cash flows in major currencies and considering the level of liquid assets necessary to meet these, monitoring balance sheet liquidity ratios against internal and external regulatory requirements and maintaining debt financing plans.

Maturities of financial liabilities

The tables below analyze the Company's financial liabilities into relevant maturity groupings based on their contractual maturities for all financial liabilities. The amounts disclosed in the table are the contractual undiscounted cash flows.

31 March 2026	Due in 1st year	Due in 2nd year	Due in 3rd to 5th year	Beyond 5th year	Total
Non-derivatives					
Lease liabilities	204	17	-	-	221
Trade payables	99	-	-	-	99
Other financial liabilities	22	-	-	-	22
Total	325	17	-	-	342

31 March 2025	Due in 1st year	Due in 2nd year	Due in 3rd to 5th year	Beyond 5th year	Total
Non-derivatives					
Lease liabilities	198	204	17	-	419
Trade payables	219	-	-	-	219
Other Financial liabilities	-	-	-	-	-
Total	417	204	17	-	638

C Market Risk

Market risk is the risk that the fair value of future cash flows of a financial instrument will fluctuate because of changes in market prices. Market risk comprises of currency risk. Financial instruments affected by market risk include trade and other receivables/ payables. The Company is exposed to foreign currency risk, interest rate risk and certain other price risk, which are a result from both its operating and investing activities.

D Interest rate risk

The Company has no borrowings as at 31 March, 2026. They are therefore not subject to interest rate risk as defined in Ind AS 107, 'Financial Instruments - Disclosures', since neither the carrying amount nor the future cash flows will fluctuate because of a change in market interest rates.

E Foreign currency risk

The Company operates internationally and is exposed to foreign exchange risk arising from EUR, CAD, GBP. Foreign exchange risk arises when future commercial transactions or recognised assets or liabilities are denominated in a currency that is not the entity's functional currency.

The management evaluates rate exposure arising from these transactions and mitigate via natural hedging, parent group treasury policy, no entity-level derivatives.

27 Deferred tax assets

Deferred tax assets relating to unutilized tax losses have not been recognized, as it is not considered probable that sufficient future taxable profits will be available to allow utilization of such losses. The unused tax losses available to the Company do not have any expiry period under the applicable tax laws.

(This space has been intentionally left blank)



Designit Spain Digital S.L.U.

Notes to the special purpose financial statements for the year ended 31 March 2026

(Amount in '000 Euros, except share and per share data, unless otherwise stated)

28 Segment reporting

Management currently identifies a single reportable operating segment as per Ind AS 108- 'Segment Reporting' which is strategic design and innovation services. These operating segments are monitored by the company's chief operating decision maker. The Company operates primarily in Spain and there is no other significant geographical segment

29 Events occurring after the reporting date

No adjusting or significant non-adjusting events have occurred between 31 March 2026 and the date of authorization of these financial statements.

30 Previous year figures have been regrouped/ rearranged wherever necessary to confirm to the current year classification.

As per our report of even date attached

For **PKF Sridhar & Santhanam LLP**

Chartered Accountants

Firm's Registration No. 003990/S/200018

Athiyar

Partner

Membership No.: 237588

21 May 2026

Bengaluru



For and on behalf of the Board of

Designit Spain Digital S.L.U.

David Zarka
Administrator

21 May 2026

Madrid, Spain

