

Format of Holding of Specified securities

1. Name of Listed Entity
2. Scrip Code/Name of Scrip/Class of Security
3. Share Holding Pattern Filed under
 - a. if under 31(1)(b) then indicate the report for quarter ending
 - b. if under 31(1)(c) then indicate date of allotment/extinguishment

Declaration : The Listed entity is required to submit the following declaration to the extent of submission of information:

	Particulars	YES*	NO*
a	Whether the Listed Entity has issued any partly paid up shares		No
b	Whether the Listed Entity has issued any Convertible Securities or Warrants?		No
c	Whether the Listed Entity has any shares against which depository receipts are issued?	Yes	
d	Whether the Listed Entity has any shares in locked-in?		No
e	Whether any shares held by promoters are pledge or otherwise encumbered?		No

5 The tabular format for disclosure of holding of specified securities is as follows:

WIPRO LIMITED
 :507685, WIPRO EQUITY SHARES
 :Reg. 31(1)(b)
 :September 30, 2018




Table I - Summary Statement looking of specified securities

Category	Category of Shareholder	No of Shareholders	No of fully paid up equity shares held	No of partly paid-up equity shares held	No of Shares Underlying Depository Receipts	Total No of Shares held (VII) = (IV)+(V)+(VI)	Shareholding as a % of the No of Shares (as a % of (A+B+C))	Number of Voting Rights held in each class of securities			Total as a % of (A+B+C)	No of Shares Underlying Outstanding convertible securities (including Warrants)	Shareholding as a % assuming full conversion of convertible securities (as a percentage of (A+B+C))	Number of Locked in Shares	Number of Shares pledged or otherwise encumbered	Number of equity shares held in dematerialized form
								Class X	Class Y	Total						
(I)	(II)	(III)	(IV)	(V)	(VI)	(VII)	(VIII)	(IX)	(X)	(XI)	(XII)	(XIII)	(XIV)	(XV)		
(A)	Promoter & Promoter Group	10	336197205	0	0	336197205	74.31	336197205	0	336197205	74.31	0	0	0	336197205	
(B)	Public	273789	103653252	0	80165015	114067527	25.21	114067527	0	114067527	25.21	0	0	0	113564538	
(C)	Non Promoter-Non Public	1	21599198	0	0	21599198	0.48	21599198	0	21599198	0.48	0	0	0	21599198	
(D)	Shares underlying DRs	1	21599198	0	0	21599198	0.48	21599198	0	21599198	0.48	0	0	0	21599198	
(E)	Shares held by Employee Trusts	1	21599198	0	0	21599198	0.48	21599198	0	21599198	0.48	0	0	0	21599198	
	Total:	273790	442251698	0	80165015	452407923	100.00	452407923	0	452407923	100.00	0	0	0	450924337	




Table II - Statement showing shareholding pattern of the Promoter and Promoter Group

Category	Category & Name of the Shareholder	PAN	No. of Shareholders	No. of fully paid up equity shares held	No. of partly paid up equity shares held	No. of Shares Underlying Depository Receipts	Total No. of Shares Held (IV+V+VI)	Shareholding as a % of total no. of shares (calculated as per SCRR, 1957 (VIII) as a % of (A+B+C))	Number of Voting Rights held in each class of securities			Total as a % of (A+B+C)	No. of Shares Underlying Outstanding convertible securities (including Warrants)	Shareholding as a % assuming full conversion of convertible securities (as a percentage of diluted share capital) (VII)/(X) (As a % of (A+B+C))	Number of Locked In Shares	Number of Shares pledged or otherwise encumbered	Number of equity shares held in dematerialized form
									Class X	Class Y	Total						
(i)	(ii)	(iii)	(iv)	(v)	(vi)	(vii)	(viii)	(ix)	(x)	(xi)	(xii)	(xiii)	(xiv)	(xv)	(xvi)	(xvii)	
	Indian																
(a)	Individuals/Minority unaffiliated Family																
	ADIN H PREMIJI	AAAP2916G	4	19,08,38,864	-	-	19,08,38,864	4.22	19,08,38,864	-	-	19,08,38,864	4.22	-	-	-	19,08,38,864
	YASMEENA PREMIJI	AAAP0042G	1	18,68,10,200	-	-	18,68,10,200	4.13	18,68,10,200	-	-	18,68,10,200	4.13	-	-	-	18,68,10,200
	RISHU ADIN PREMIJI	AAAP0042G	1	21,25,332	-	-	21,25,332	0.05	21,25,332	-	-	21,25,332	0.05	-	-	-	21,25,332
	ADIN ADIN PREMIJI	AACT09374G	1	13,73,332	-	-	13,73,332	0.03	13,73,332	-	-	13,73,332	0.03	-	-	-	13,73,332
	ADIN ADIN PREMIJI	AACT09374G	1	5,30,000	-	-	5,30,000	0.01	5,30,000	-	-	5,30,000	0.01	-	-	-	5,30,000
(b)	Central Government/State Government(s)		0	-	-	-	-	-	-	-	-	-	-	-	-	-	-
(c)	Foreign Central Government/Foreign State Government		0	-	-	-	-	-	-	-	-	-	-	-	-	-	-
(d)	MR. ADIN HASHAM PREMIJI PARTNER REPRESENTING HASHAM TRADERS	AAAF51872F	6	3,17,11,58,941	-	-	3,17,11,58,941	70.09	3,17,11,58,941	-	-	3,17,11,58,941	70.09	-	-	-	3,17,11,58,941
	MR. ADIN HASHAM PREMIJI PARTNER REPRESENTING PROQIMA TRADERS	AAAF51872F	1	74,19,12,000	-	-	74,19,12,000	16.40	74,19,12,000	-	-	74,19,12,000	16.40	-	-	-	74,19,12,000
	MR. ADIN HASHAM PREMIJI PARTNER REPRESENTING ZASH TRADERS	AAAF51872F	1	89,08,13,582	-	-	89,08,13,582	19.69	89,08,13,582	-	-	89,08,13,582	19.69	-	-	-	89,08,13,582
	MR. ADIN HASHAM PREMIJI PARTNER REPRESENTING ASHMA INVESTMENT AND TRADING CO PVT LTD	AAAF51872F	1	90,32,39,580	-	-	90,32,39,580	19.97	90,32,39,580	-	-	90,32,39,580	19.97	-	-	-	90,32,39,580
	ADIN PREMIJI TRUST	AAAC7820C	1	11,25,996	-	-	11,25,996	0.02	11,25,996	-	-	11,25,996	0.02	-	-	-	11,25,996
	ADIN PREMIJI PHILANTHROPIC INITIATIVES PRIVATE LIMITED**	AAAC7820C	1	61,84,61,626	-	-	61,84,61,626	13.67	61,84,61,626	-	-	61,84,61,626	13.67	-	-	-	61,84,61,626
(2)	Foreign																
(2)	Sub-total (NUS)	AAAC24729B	10	1,56,06,157	-	-	1,56,06,157	0.34	1,56,06,157	-	-	1,56,06,157	0.34	-	-	-	1,56,06,157
(3)	Foreign (Non-resident individual/foreign individuals)		0	-	-	-	-	-	-	-	-	-	-	-	-	-	-
(3)	Individuals		0	-	-	-	-	-	-	-	-	-	-	-	-	-	-
(3)	Government		0	-	-	-	-	-	-	-	-	-	-	-	-	-	-
(3)	Institutions		0	-	-	-	-	-	-	-	-	-	-	-	-	-	-
(3)	Foreign Periodic Investor		0	-	-	-	-	-	-	-	-	-	-	-	-	-	-
(3)	Any Other		0	-	-	-	-	-	-	-	-	-	-	-	-	-	-
(e)	Sub-total (NUS)		0	-	-	-	-	-	-	-	-	-	-	-	-	-	-
	Total Shareholding of Promoter and Promoter Group (A+B+D+H+I+J)		10	3,36,19,97,805	-	-	3,36,19,97,805	74.31	3,36,19,97,805	-	-	3,36,19,97,805	74.31	-	-	-	3,36,19,97,805

Note:
 *Mr. Adin H Premiji disclaims the beneficial ownership of 618461626 shares held by MS Adin Premiji Trust
 **Mr. Adin H Premiji also disclaims the beneficial ownership of 15606157 shares held by MS Adin Premiji Philanthropic Initiatives




Table III - Statement showing shareholding pattern of the Public Shareholder

Category	Category & Name of the Shareholder	PAN	No of Shareholders	No of Fully paid-up equity shares held	No of Partly paid-up equity shares held	No of shares held by Promoters/Shareholders	Total No. of Shares held (IV+V+VI)	Shareholding as a % of Total (IV+V+VI) (A+B+C)	No of Voting Rights			Total as a % of (A+B+C)	No of Shares Underlying Outstanding convertible securities (including Warrants)	Shareholding as a % assuming full conversion of convertible Securities (as a percentage of diluted share capital)	Number of Locked In Shares	Number of Shares pledged or otherwise encumbered	Number of equity shares held in dematerialized form
									Class X	Class Y	Total						
(1)	(2)	(3)	(4)	(5)	(6)	(7)	(8)	(9)	(10)	(11)	(12)	(13)	(14)	(15)	(16)	(17)	
(a)	Institutions																
(b)	Mutual Funds																
(c)	ICICI PRUDENTIAL NIFTY INDEX FUND	AAAAD0038F	27	10289343	0	0	10289343	2.42	0	0	0	2.42	0	0	0	0	10289343
(d)	Venture Capital Funds		1	61608952	0	0	61608952	1.36	0	0	0	1.36	0	0	0	0	61608952
(e)	Foreign Venture Capital Investors		2	40870	0	0	40870	0.00	0	0	0	0.00	0	0	0	0	40870
(f)	Foreign Portfolio Investors		612	38589571	0	0	38589571	8.53	0	0	0	8.53	0	0	0	0	38589571
(g)	Financial Institutions/Banks		13	1776829	0	0	1776829	0.39	0	0	0	0.39	0	0	0	0	1776829
(h)	Insurance Companies		6	164793507	0	0	164793507	3.64	0	0	0	3.64	0	0	0	0	164793507
(i)	LIFE INSURANCE CORPORATION OF INDIA	AAACD0322H	1	16479352	0	0	16479352	0.04	0	0	0	0.04	0	0	0	0	16479352
(j)	Provident funds/Pension Funds		10	37352979	0	0	37352979	0.83	0	0	0	0.83	0	0	0	0	37352979
(k)	OVERSEAS CORPORATE BODIES		2	1544	0	0	1544	0.00	0	0	0	0.00	0	0	0	0	1544
(l)	FOREIGN BODIES-FOR		1	66561	0	0	66561	0.15	0	0	0	0.15	0	0	0	0	66561
(m)	FOREIGN NATIONALS		7	37284874	0	0	37284874	0.84	0	0	0	0.84	0	0	0	0	37284874
(n)	Sub Total (B)(1)		670	715103095	0	0	715103095	15.81	0	0	0	15.81	0	0	0	0	715103095
(o)	Central Government/State Government(s)/President of India		0	0	0	0	0	0.00	0	0	0	0.00	0	0	0	0	0
(p)	Sub Total (B)(2)		0	0	0	0	0	0.00	0	0	0	0.00	0	0	0	0	0
(q)	Non Institutions																
(r)	Individual shareholders holding nominal share capital up to Rs.2 Lakhs		264322	85594173	0	0	85594173	1.89	0	0	0	1.89	0	0	0	0	85594173
(s)	Individual shareholders holding nominal share capital in excess of Rs. 2 Lakhs		174	139923327	0	0	139923327	3.09	0	0	0	3.09	0	0	0	0	139923327
(t)	NBFCs Registered with RBI		0	49732	0	0	49732	0.11	0	0	0	0.11	0	0	0	0	49732
(u)	Employee trusts		0	0	0	0	0	0.00	0	0	0	0.00	0	0	0	0	0
(v)	Overseas Depositories (holding DR)/balancing figure)		1	0	0	0	0	0.00	0	0	0	0.00	0	0	0	0	0
(w)	JF MORGAN CHASE BANK, NA	AAACT5656N	1	0	0	0	0	0.00	0	0	0	0.00	0	0	0	0	0
(x)	Trusts		873	98249174	0	0	98249174	2.17	0	0	0	2.17	0	0	0	0	98249174
(y)	NON RESIDENT INDIAN		18	4957231	0	0	4957231	0.11	0	0	0	0.11	0	0	0	0	4957231
(z)	CLEARING MEMBERS		4469	1308441	0	0	1308441	0.05	0	0	0	0.05	0	0	0	0	1308441
(aa)	NON-NON-RESIDENT		232	13087028	0	0	13087028	0.29	0	0	0	0.29	0	0	0	0	13087028
(ab)	BOODS CORPORATES		2633	22252911	0	0	22252911	0.49	0	0	0	0.49	0	0	0	0	22252911
(ac)	DIRECTORS AND THEIR RELATIVES		1219	54378281	0	0	54378281	1.20	0	0	0	1.20	0	0	0	0	54378281
(ad)	I.P.F.		1	3734	0	0	3734	0.00	0	0	0	0.00	0	0	0	0	3734
(ae)	Sub Total (B)(3)		1	1265648	0	0	1265648	0.03	0	0	0	0.03	0	0	0	0	1265648
(af)	Total Public Shareholding (B) = (B)(3)+(C)+(D)(3)		272079	32818606	0	0	32818606	9.40	0	0	0	9.40	0	0	0	0	32818606
(ag)	Total Public Shareholding (B) = (B)(3)+(C)+(D)(3)		272079	32818606	0	0	32818606	9.40	0	0	0	9.40	0	0	0	0	32818606
(ah)	Total Public Shareholding (B) = (B)(3)+(C)+(D)(3)		272079	32818606	0	0	32818606	9.40	0	0	0	9.40	0	0	0	0	32818606
(ai)	Total Public Shareholding (B) = (B)(3)+(C)+(D)(3)		272079	32818606	0	0	32818606	9.40	0	0	0	9.40	0	0	0	0	32818606
(aj)	Total Public Shareholding (B) = (B)(3)+(C)+(D)(3)		272079	32818606	0	0	32818606	9.40	0	0	0	9.40	0	0	0	0	32818606
(ak)	Total Public Shareholding (B) = (B)(3)+(C)+(D)(3)		272079	32818606	0	0	32818606	9.40	0	0	0	9.40	0	0	0	0	32818606
(al)	Total Public Shareholding (B) = (B)(3)+(C)+(D)(3)		272079	32818606	0	0	32818606	9.40	0	0	0	9.40	0	0	0	0	32818606
(am)	Total Public Shareholding (B) = (B)(3)+(C)+(D)(3)		272079	32818606	0	0	32818606	9.40	0	0	0	9.40	0	0	0	0	32818606
(an)	Total Public Shareholding (B) = (B)(3)+(C)+(D)(3)		272079	32818606	0	0	32818606	9.40	0	0	0	9.40	0	0	0	0	32818606
(ao)	Total Public Shareholding (B) = (B)(3)+(C)+(D)(3)		272079	32818606	0	0	32818606	9.40	0	0	0	9.40	0	0	0	0	32818606
(ap)	Total Public Shareholding (B) = (B)(3)+(C)+(D)(3)		272079	32818606	0	0	32818606	9.40	0	0	0	9.40	0	0	0	0	32818606
(aq)	Total Public Shareholding (B) = (B)(3)+(C)+(D)(3)		272079	32818606	0	0	32818606	9.40	0	0	0	9.40	0	0	0	0	32818606
(ar)	Total Public Shareholding (B) = (B)(3)+(C)+(D)(3)		272079	32818606	0	0	32818606	9.40	0	0	0	9.40	0	0	0	0	32818606
(as)	Total Public Shareholding (B) = (B)(3)+(C)+(D)(3)		272079	32818606	0	0	32818606	9.40	0	0	0	9.40	0	0	0	0	32818606
(at)	Total Public Shareholding (B) = (B)(3)+(C)+(D)(3)		272079	32818606	0	0	32818606	9.40	0	0	0	9.40	0	0	0	0	32818606
(au)	Total Public Shareholding (B) = (B)(3)+(C)+(D)(3)		272079	32818606	0	0	32818606	9.40	0	0	0	9.40	0	0	0	0	32818606
(av)	Total Public Shareholding (B) = (B)(3)+(C)+(D)(3)		272079	32818606	0	0	32818606	9.40	0	0	0	9.40	0	0	0	0	32818606
(aw)	Total Public Shareholding (B) = (B)(3)+(C)+(D)(3)		272079	32818606	0	0	32818606	9.40	0	0	0	9.40	0	0	0	0	32818606
(ax)	Total Public Shareholding (B) = (B)(3)+(C)+(D)(3)		272079	32818606	0	0	32818606	9.40	0	0	0	9.40	0	0	0	0	32818606
(ay)	Total Public Shareholding (B) = (B)(3)+(C)+(D)(3)		272079	32818606	0	0	32818606	9.40	0	0	0	9.40	0	0	0	0	32818606
(az)	Total Public Shareholding (B) = (B)(3)+(C)+(D)(3)		272079	32818606	0	0	32818606	9.40	0	0	0	9.40	0	0	0	0	32818606
(ba)	Total Public Shareholding (B) = (B)(3)+(C)+(D)(3)		272079	32818606	0	0	32818606	9.40	0	0	0	9.40	0	0	0	0	32818606
(bb)	Total Public Shareholding (B) = (B)(3)+(C)+(D)(3)		272079	32818606	0	0	32818606	9.40	0	0	0	9.40	0	0	0	0	32818606
(bc)	Total Public Shareholding (B) = (B)(3)+(C)+(D)(3)		272079	32818606	0	0	32818606	9.40	0	0	0	9.40	0	0	0	0	32818606
(bd)	Total Public Shareholding (B) = (B)(3)+(C)+(D)(3)		272079	32818606	0	0	32818606	9.40	0	0	0	9.40	0	0	0	0	32818606
(be)	Total Public Shareholding (B) = (B)(3)+(C)+(D)(3)		272079	32818606	0	0	32818606	9.40	0	0	0	9.40	0	0	0	0	32818606
(bf)	Total Public Shareholding (B) = (B)(3)+(C)+(D)(3)		272079	32818606	0	0	32818606	9.40	0	0	0	9.40	0	0	0	0	32818606
(bg)	Total Public Shareholding (B) = (B)(3)+(C)+(D)(3)		272079	32818606	0	0	32818606	9.40	0	0	0	9.40	0	0	0	0	32818606
(bh)	Total Public Shareholding (B) = (B)(3)+(C)+(D)(3)		272079	32818606	0	0	32818606	9.40	0	0	0	9.40	0	0	0	0	32818606
(bi)	Total Public Shareholding (B) = (B)(3)+(C)+(D)(3)		272079	32818606	0	0	32818606	9.40	0	0	0	9.40	0	0	0	0	32818606
(bj)	Total Public Shareholding (B) = (B)(3)+(C)+(D)(3)		272079	32818606	0	0	32818606	9.40	0	0	0	9.40	0	0	0	0	32818606
(bk)	Total Public Shareholding (B) = (B)(3)+(C)+(D)(3)		272079	32818606	0	0	32818606	9.40	0	0	0	9.40	0	0	0	0	32818606
(bl)	Total Public Shareholding (B) = (B)(3)+(C)+(D)(3)		272079	32818606	0	0	32818606	9.40	0	0	0	9.40	0	0	0	0	32818606
(bl)	Total Public Shareholding (B) = (B)(3)+(C)+(D)(3)		272079	32818606	0	0	32818606	9.40	0	0	0	9.40	0	0	0	0	32818606
(bl)	Total Public Shareholding (B) = (B)(3)+(C)+(D)(3)		272079	32818606	0	0	32818606	9.40	0	0	0	9.40	0	0	0	0	32818606
(bl)	Total Public Shareholding (B) = (B)(3)+(C)+(D)(3)		272079	32818606	0	0	32818606	9.40	0	0	0	9.40	0	0	0	0	32818606
(bl)	Total Public Shareholding (B) = (B)(3)+(C)+(D)(3)		272079	32818606	0	0	32818606	9.40	0	0	0	9.40	0	0	0	0	32818606
(bl)	Total Public Shareholding (B) = (B)(3)+(C)+(D)(3)		272079	32818606	0	0	32818606	9.40	0	0	0	9.40	0	0	0	0	32818606
(bl)	Total Public Shareholding (B) = (B)(3)+(C)+(D)(3)		272079	32818606	0	0	32818606	9.40	0	0	0	9.40	0	0	0	0	32818606
(bl)	Total Public Shareholding (B) = (B)(3)+(C)+(D)(3)		272079	32818606	0	0											

Table IV - Statement showing Shareholding pattern of the Non Promoter - Non Public Shareholder

Category	Category & Name of the Shareholder	PAN	No. of Shareholders	No. of fully paid up equity shares held	No. of partly paid-up equity shares held	No. of Shares Underlying Depository Receipts	Total No. of Shares held (IV+V+VI)	Shareholding as a % of total (A+B+C)	Number of Voting Rights held in each class of securities			No. of Shares Underlying Outstanding convertible securities (including Warrants)	Shareholding as a % assuming full conversion of convertible securities (as a percentage of diluted share capital)	Number of Locked in Shares	Number of Shares pledged or otherwise encumbered	Number of equity shares held in dematerialized form
									Class X	Class Y	Total					
(1)	(II)	(iii)	(iv)	(v)	(vi)	(vii)	(viii)	(ix)	(x)	(xi)	(xii)	(xiii)	(xiv)	(xv)	(xvi)	(xvii)
(2)	Concordia/DIA Holder		0	0	0	0	0	0.00	0	0	0	0	0.00	0	0	0
	Employee Benefit Trust (under SEBI(Share based Employee Benefit) Regulations 2017)-Wipro Equity Reward Trust		1	2,15,99,198	0	0	2,15,99,198	0.48	2,15,99,198	0	2,15,99,198	0	0.00	0	0	2,15,99,198
	Total Non-Promoter-Non Public Shareholding (C) = (C+B)(K+C)		1	2,15,99,198	0	0	2,15,99,198	0.48	2,15,99,198	0	2,15,99,198	0	0.00	0	0	2,15,99,198

