

Format of Holding of Specified securities

1. Name of Listed Entity : WIPRO LIMITED
2. Scrip Code/Name of Scrip/Class of Security : BSE: 507685, NSE: WIPRO, EQUITY SHARES
3. Share Holding Pattern Filed under : Reg.31(1)(b)  
: March 31, 2018

- a. if under 31(1)(b) then indicate the report for quarter ending
  - b. if under 31(1)(c) then indicate date of allotment/extinguishment
4. Declaration : The Listed entity is required to submit the following declaration to the extent of submission of information:

Particulars	YES*	NO*
a Whether the Listed Entity has issued any partly paid up shares		NO
b Whether the Listed Entity has issued any Convertible Securities or Warrants?		NO
c Whether the Listed Entity has any shares against which depository receipts are issued?	YES	
d Whether the Listed Entity has any shares in locked-in?		NO
e Whether any shares held by promoters are pledge or otherwise encumbered?		NO

5 The tabular format for disclosure of holding of specified securities is as follows:



*Handwritten signature/initials*

Table 1 - Summary Statement holding of specified securities

Category	Category of Shareholder	No of Shareholders	No of Fully paid up equity shares held	No of Partly paid-up equity shares held	No of Shares Underlying Depository Receipts	Total No of Shares Held (VI)=(V)+(VI)	Shareholding as a % of total no of shares (As a % of (A+B+C2))	Number of Voting Rights held in each class of securities		Total as a % of	No of Shares Underlying Outstanding convertible securities	Shareholding as a % assuming full conversion of Securities (As a %)	Number of Locked in Shares	Number of Shares pledged or otherwise encumbered	Number of equity shares held in dematerialized form
								Class X	Class Y Total						
(i)	(ii)	(iii)	(iv)	(v)	(vi)	(vii)	(viii)	(ix)	(x)	(xi)	(xii)	(xiii)	(xiv)	(xv)	
(A)	Promoter & Promoter Group	10	3361997805	0	0	3361997805	74.32	3361997805	0	3361997805	74.32	0	0.00	0	3361997805
(B)	Public	269663	1037280541	0	101398929	1138689470	25.17	1138689470	0	1138689470	25.17	0	0.00	NA	1123857377
(C)	Non Promoter-Non Public	0	0	0	0	0	0.00	0	0	0	0	0	0.00	NA	0
(C1)	Shares under/through DPs	0	0	0	0	0	0.00	0	0	0	0	0	0.00	NA	0
(C2)	Shares held by Employees Trusts	1	23097216	0	0	23097216	0.51	23097216	0	23097216	0.51	0	0.00	NA	23097216
	Total:	269694	442238562	0	101398929	4523784491	100.00	4523784491	0	4523784491	100.00	0	0.00	0	4508752398



Table II - Statement showing shareholding pattern of the Promoter and Promoter Group

Category	Category & Name of the Shareholder	PAN	No of Shareholders	No of Fully paid up equity shares held	No of Partly paid-up equity shares held	No of Shares Underlying Depository Receipts	Total No of Shares Held (IV+V+VI)	Shareholding as a % of total no of shares (calculated as per SCRR, 1957 as amended) (A+B+C2)	Number of Voting Rights held in each class of securities		Total as a % of	No of Shares Underlying Outstanding convertible securities (including Warrants)	Shareholding as a % assuming full conversion of convertible securities (as a percentage of diluted share capital) (VII)(A) As a % of (A+B+C2)	Number of Locked in Shares	As a % of total	No. of Shares pledged or otherwise encumbered	As a % of total Shares held	Number of equity shares held in dematerialized form
									Class X	Class Y								
(1)	(2)	(3)	(4)	(5)	(6)	(7)	(8)	(9)	(10)	(11)	(12)	(13)	(14)	(15)	(16)	(17)	(18)	
(a)	Indian Individual/Hindu Undivided Family		4	190339864	0	0	190339864	4.22	190339864	0	190339864	4.22	0	0	0.00	0	0.00	0
	Adm Hashim Premji	AARPE9181G	1	186910200	0	0	186910200	4.13	186910200	0	186910200	4.13	0	0	0.00	0	0.00	186910200
	Yashraj A Premji	AJEP9001N	1	2125332	0	0	2125332	0.05	2125332	0	2125332	0.05	0	0	0.00	0	0.00	2125332
	Rishi Adm Premji	AJEP9049S	1	1373332	0	0	1373332	0.03	1373332	0	1373332	0.03	0	0	0.00	0	0.00	1373332
	Teri Adm Premji	AJEP9049S	1	530000	0	0	530000	0.01	530000	0	530000	0.01	0	0	0.00	0	0.00	530000
(b)	Central Government/State Government(s)		0	0	0	0	0	0.00	0	0	0	0.00	0	0	0.00	0	0.00	0
(c)	Govt. Institutions		0	0	0	0	0	0.00	0	0	0	0.00	0	0	0.00	0	0.00	0
(d)	Foreign Portfolio Investor		0	0	0	0	0	0.00	0	0	0	0.00	0	0	0.00	0	0.00	0
(e)	Avy. Other		0	0	0	0	0	0.00	0	0	0	0.00	0	0	0.00	0	0.00	0
	Sub-Total (A12)		0	0	0	0	0	0.00	0	0	0	0.00	0	0	0.00	0	0.00	0
	Total Shareholding of Promoter and Promoter Group (A12)+(A17)+(A18)		10	3361997805	0	0	3361997805	74.32	3361997805	0	3361997805	74.32	0	0	0.00	0	0.00	3361997805

Note:

\*Mr. Adm H Premji disclaims the beneficial ownership of 618461626 shares held by MS Adm Premji Trust

\*\*Mr. Adm H Premji also disclaims the beneficial ownership of 15606157 shares held by MS Adm Premji Philanthropic Initiatives Private Limited




Table III - Statement showing shareholding pattern of the Public shareholder

Category	Category & Name of the Shareholder	PAN	No of Shareholders	No of Fully paid up equity shares held	No of Partly paid-up equity shares held	No of Shares Underlying Depository Receipts	Total No of Shares held (IV+V+VI)	Shareholding as a % of total no of shares (A+B+C2)	Number of Voting Rights held in each class of securities	Total as a % of	No of Shares Underlying convertible securities (including Warrants)	Shareholding as a % assuming full conversion of convertible securities (as a diluted share capital)	Number of Locked in Shares	Number of Shares pledged or otherwise encumbered	Number of equity shares held in dematerialized form				
(1)	(2)	(3)	(4)	(5)	(6)	(7)	(8)	(9)	(10)	(11)	(12)	(13)	(14)	(15)	(16)				
	(I)	(II)	(III)	(IV)	(V)	(VI)	(VII)	(VIII)	Class X	Class Y	Total	Total as a % of	(X)	(XI)	(XII)	(XIII)	(XIV)	(XV)	
(1)	Institutions																		
(2)	Mutual Funds		24	101258173	0	0	101258173	2.24	101258173	0	101258173	2.24	0	0	0	0	0	0	0
(3)	ICICI PRUDENTIAL TOP 100 FUND	AAAAA0038F		73252921	0	0	73252921	1.62	73252921	0	73252921	1.62	0	0	0	0	0	0	0
(4)	Venture Capital Funds		0	0	0	0	0	0.00	0	0	0	0.00	0	0	0	0	0	0	0
(5)	Alternate Investment Funds		0	0	0	0	0	0.00	0	0	0	0.00	0	0	0	0	0	0	0
(6)	Foreign Venture Capital Investors		0	0	0	0	0	0.00	0	0	0	0.00	0	0	0	0	0	0	0
(7)	Foreign Portfolio Investors		615	419150036	0	0	419150036	9.27	419150036	0	419150036	9.27	0	0	0	0	0	0	0
(8)	Foreign Institutional Investors/Banks		15	17500460	0	0	17500460	0.39	17500460	0	17500460	0.39	0	0	0	0	0	0	0
(9)	Financial Institutions/Banks		6	142560401	0	0	142560401	3.15	142560401	0	142560401	3.15	0	0	0	0	0	0	0
(10)	Insurance Companies		1	138725446	0	0	138725446	3.07	138725446	0	138725446	3.07	0	0	0	0	0	0	0
(11)	LIFE INSURANCE CORPORATION OF INDIA	AAAAC0899H		37363979	0	0	37363979	0.83	37363979	0	37363979	0.83	0	0	0	0	0	0	0
(12)	Provident Funds/Pension Funds		10	46254	0	0	46254	0.00	46254	0	46254	0.00	0	0	0	0	0	0	0
(13)	OVERSEAS CORPORATE BODIES		2	48561	0	0	48561	0.12	48561	0	48561	0.12	0	0	0	0	0	0	0
(14)	FOREIGN BODIES FOR		7	37284674	0	0	37284674	0.82	37284674	0	37284674	0.82	0	0	0	0	0	0	0
(15)	FOREIGN NATIONALS		670	717833048	0	0	717833048	15.87	717833048	0	717833048	15.87	0	0	0	0	0	0	0
(16)	Sub Total (B)(1)																		
(17)	Central Government/State Government/President of India		0	0	0	0	0	0.00	0	0	0	0.00	0	0	0	0	0	0	0
(18)	Sub Total (B)(2)																		
(19)	Non-institutions																		
(20)	Individual shareholders holding nominal share capital up to Rs. 2 Lakhs		260598	89648813	0	0	89648813	1.96	89648813	0	89648813	1.96	0	0	0	0	0	0	0
(21)	Individual shareholders holding nominal share capital in excess of Rs. 2 Lakhs		188	146583472	0	0	146583472	3.24	146583472	0	146583472	3.24	0	0	0	0	0	0	0
(22)	NBFC Registered with RBI		8	43869	0	0	43869	0.00	43869	0	43869	0.00	0	0	0	0	0	0	0
(23)	Overseas Depositories (Holding Dr)/Balancing figure - JP Morgan Chase Bank, NY, ADR		0	0	0	0	0	0.00	0	0	0	0.00	0	0	0	0	0	0	0
(24)	Any Other		1	84181338	0	0	84181338	1.86	84181338	0	84181338	1.86	0	0	0	0	0	0	0
(25)	TRUSTS		15	4047877	0	0	4047877	0.09	4047877	0	4047877	0.09	0	0	0	0	0	0	0
(26)	NON RESIDENT INDIANS		4369	2451411	0	0	2451411	0.05	2451411	0	2451411	0.05	0	0	0	0	0	0	0
(27)	CLEANING MEMBERS		188	5588859	0	0	5588859	0.12	5588859	0	5588859	0.12	0	0	0	0	0	0	0
(28)	NRI NON RESIDENT INDIANS		2406	22639539	0	0	22639539	0.50	22639539	0	22639539	0.50	0	0	0	0	0	0	0
(29)	BODIES CORPORATIONS		1288	48230369	0	0	48230369	1.07	48230369	0	48230369	1.07	0	0	0	0	0	0	0
(30)	DIRECTORS AND THEIR RELATIVES		1	3734	0	0	3734	0.00	3734	0	3734	0.00	0	0	0	0	0	0	0
(31)	E.P.F. (B)(3)		1	1219549	0	0	1219549	0.03	1219549	0	1219549	0.03	0	0	0	0	0	0	0
(32)	Total Public Shareholding (B) = (B)(1)+(B)(2)+(B)(3)		269013	319457492	0	0	42095421	9.30	42095421	0	42095421	9.30	0	0	0	0	0	0	0
(33)	Total Public Shareholding (B) = (B)(1)+(B)(2)+(B)(3)		269013	1037290441	0	0	1138689470	25.17	1138689470	0	1138689470	25.17	0	0	0	0	0	0	0
(34)	Details of the shareholders acting as persons in Concert (including their Shareholding (No. and %))																		
(35)	Name of Shareholder/PAC																		
(36)	No. PAC under Public category																		
(37)	Details of Shares which remain unclaimed may be given hear along with details such as number of shareholders, outstanding shares held in demat/unclaimed suspense account, voting rights which are frozen etc.																		
(38)	No of Shareholders		306																
(39)	No of Shares		377332																

Note:  
Shareholding comprises of 3734 shares held by one Non-Executive Director. The Chief Executive Officer and Executive Director holds 1,80,000 ADRs which is included in the category "Overseas Depositories (Holding Drs) (Balancing figure)- JP Morgan".  
These Directors are not Promoter Directors and do not exercise any significant control over the company.





Table IV - Statement showing shareholding pattern of the Non Promoter - Non Public Shareholder

Category	Category & Name of the Shareholder	PAN	No of Shareholders	No of fully paid up equity shares held	No of Partly paid-up equity shares held	No of Shares Underlying Depository Receipts	Total No of Shares Held (IV+V+VI)	Shareholding as a % of total no of shares (A+B+C2)	Number of Voting Rights held in each class of securities			Total as a % of	No of Shares Underlying Outstanding convertible securities (including Warrants)	Shareholding as a % assuming full conversion of convertible securities (as a percentage of diluted share capital)	Number of Locked in Shares	As a % of total	Number of Shares pledged or otherwise encumbered	As a % of total Shares Held	Number of equity shares held in dematerialized form
									Class X	Class Y	Total								
(1)	(II)	(III)	(IV)	(V)	(VI)	(VII)	(VIII)	Class X	Class Y	Total	(IX)	(X)	(XI)	(XII)	(XIII)	(XIV)	(XV)		
(1)	Custodian/DRA Holder (I) Employee Benefit Trust (under SEBI(Share based Employee Benefit) Regulations 2014)	(II)					0.00	0	0	0	0.00	0	0	0.00	0	0.00	0	0	
(2)	Wipro Equity Reward Trust	AAATW0115G	1	23097216	0	0	23097216	0.51	23097216	0	23097216	0.51	0	0.51	0	0.00	NA	NA	0
	Total Non-Promoter-Non Public Shareholding (C) = (C1)+(C2)		1	23097216	0	0	23097216	0.51	23097216	0	23097216	0.51	0	0.51	0	0.00	NA	NA	23097216



*Handwritten signature or initials.*