

(1)(a) STATEMENT SHOWING SHAREHOLDING PATTERN IN CLAUSE-35			
NAME OF THE COMPANY:WIPRO LIMITED			
SCRIP CODE:	507685	Name of the Scrip:	
Class of Security:			
QUARTER ENDED:	30/09/2012		
Partly paid-up shares	No. of partly paid-up shares	As a % of total no. of partly paid-up shares	As a % of total no. of shares of the Company.
Held by promoter/promoter group	0	0	0
Held by Public	0	0	0
Total:	0	0	0
Outstanding convertible securities:	No. of outstanding securities	As a % of total no. of outstanding convertible securities.	As a % of total no. of shares of the Company assuming full conversion of the convertible securities
Held by promoter/promoter group	0	0	0
Held by Public	0	0	0
Total:	0	0	0
Warrants:	No. of warrants	As a % of total no. of warrants	As a % of total no. of shares of the Company, assuming full conversion of warrants
Held by promoter/promoter group	0	0	0
Held by Public	0	0	0
Total:	0	0	0
Total paid-up capital of the Company, assuming full conversion of warrants and convertible securities	2461995112	0	100.00

For WIPRO LIMITED,



(V. Ramachandran)
Company Secretary

01/6

CATEGORY CODE	CATEGORY OF SHAREHOLDER	NO OF SHAREHOLDERS	TOTAL NUMBER OF SHARES	NO OF SHARES HELD IN DEMATERIALIZED FORM	TOTAL SHAREHOLDING AS A % OF TOTAL NO OF SHARES		SHARES PLEDGE OR OTHERWISE ENCUMBERED	
					AS a PERCENTAGE of (A+B)	As a PERCENTAGE of (A+B+C)	NUMBER OF SHARES	AS a PERCENTAGE
(I)	(II)	(III)	(IV)	(V)	(VI)	(VII)	(VIII)	(IX)=(VIII)/(IV)*100
(A)	PROMOTER AND PROMOTER GROUP							
(1)	INDIAN							
(a)	Individual /HUF	4	95419432	95419432	3.94	3.88	0	0.00
(b)	Central Government/State Government(s)	0	0	0	0.00	0.00	0	0.00
(c)	Bodies Corporate (Promoter in his capacity as Director of Private Limited/Section 25 Companies)	4	11406331	11406331	0.47	0.46	0	0.00
(d)	Financial Institutions / Banks	0	0	0	0.00	0.00	0	0.00
(e)	Any Other -- Partnership firms (Promoter in his capacity as partner of Partnership firms)*	3	1625868000	1625868000	67.20	66.04	0	0.00
(f)	Trusts	1	195187120	195187120	8.07	7.93		
	Sub-Total A(1) :	12	1927880883	1927880883	79.68	78.31	0	0
(2)	FOREIGN							
(a)	Individuals (NRIs/Foreign Individuals)	0	0	0	0.00	0.00	0	0.00
(b)	Bodies Corporate	0	0	0	0.00	0.00	0	0.00
(c)	Institutions	0	0	0	0.00	0.00	0	0.00
(d)	Qualified Foreign Investor	0	0	0	0.00	0.00	0	0.00
(e)	Others	0	0	0	0.00	0.00	0	0.00
	Sub-Total A(2) :	0	0	0	0.00	0.00	0	0.00
	Total A=A(1)+A(2)	12	1927880883	1927880883	79.68	78.31	0	0.00
(B)	PUBLIC SHAREHOLDING							
(1)	INSTITUTIONS							
(a)	Mutual Funds /UTI	166	43653145	43653145	1.80	1.77		
(b)	Financial Institutions /Banks	20	836661	836661	0.03	0.03		
(c)	Central Government / State Government(s)	0	0	0	0.00	0.00		
(d)	Venture Capital Funds	0	0	0	0.00	0.00		
(e)	Insurance Companies	5	41708684	41708684	1.72	1.69		
(f)	Foreign Institutional Investors (exclusive of ADR)	388	160916284	160916284	6.65	6.54		
(g)	Foreign Venture Capital Investors	0	0	0	0.00	0.00		
(h)	Qualified Foreign Investor	0	0	0	0.00	0.00		
(i)	Others	0	0	0	0.00	0.00		
	Sub-Total B(1) :	579	247114774	247114774	10.21	10.05		

CATEGORY CODE	CATEGORY OF SHAREHOLDER	NO OF SHAREHOLDERS	TOTAL NUMBER OF SHARES	NO OF SHARES HELD IN DEMATERIALIZED FORM	TOTAL SHAREHOLDING AS A % OF TOTAL NO OF SHARES		SHARES PLEDGE OR OTHERWISE ENCUMBERED	
					AS a PERCENTAGE of (A+B)	As a PERCENTAGE of (A+B+C)	NUMBER OF SHARES	AS a PERCENTAGE
(I)	(II)	(III)	(IV)	(V)	(VI)	(VII)	(VIII)	(IX)=(VIII)/(IV)*100
(2)	NON-INSTITUTIONS							
(a)	Bodies Corporate	1890	72344313	72297144	2.99	2.94		
(b)	Individuals					0.00		
	(i) Individuals holding nominal share capital upto Rs.1 lakh	222424	53469267	52115111	2.21	2.17		
	(ii) Individuals holding nominal share capital in excess of Rs.1 lakh	243	78419576	50341551	3.24	3.19		
(c)	Qualified Foreign Investor	0	0	0	0.00	0.00		
(d)	Others				0.00	0.00		
	NON RESIDENT INDIANS	4869	23489284	6366270	0.97	0.95		
	TRUSTS**					0.00		
	(a) Wipro Inc Benefit Trust (Trustee Venugopalan Kesavan & Ananthasivan Murali)	1	1614671	1614671	0.07	0.07		
	(b) Wipro Equity Reward Trust	1	13226600	13226600	0.55	0.54		
	(c) Other Trust	18	176505	176505	0.01	0.01		
	Non Executive Directors and Executive Directors & Relatives***	6	172761	172761	0.01	0.01		
	CLEARING MEMBERS	249	1539382	1539382	0.06	0.06		
	FOREIGN NATIONALS	14	50872	50872	0.00	0.00		
	Sub-Total B(2) :	229715	244503231	197900867	10.11	9.93		
	Total B=B(1)+B(2) :	230294	491618005	445015641	20.32	19.97		
	Total (A+B) :	230306	2419498888	2372896524	100.00	98.27		
(C)	Shares held by custodians, against which Depository Receipts have been issued							
(1)	Promoter and Promoter Group							
(2)	Public	1	42496224	42496224	1.73	1.73		
	GRAND TOTAL (A+B+C) :	230307	2461995112	2415392748		100.00	0	0.00

For WIPRO LIMITED,


(V. Ramachandran)
Company Secretary

01/12


(I)(b) Statement showing holding of securities (including shares, warrants, convertible securities) of persons belonging to the category "Promoter and Promoter Group"											
Sr.No	Name of the Shareholder	Details of Shares held		Encumbered shares (*)			Details of Warrants		Details of convertible securities		Total Shares (including underlying shares assuming full conversion of warrants and convertible securities) as a % of diluted share capital
		No. of Shares held	As a % of grand total (A)+(B)+(C)	Pledge Shares	AS a percentage	AS a % of grand total (A) + (B) + (C) of sub-clause (I)(a)	Number of warrants held	As a % total number of warrants of the same class	Number of convertible securities held	As a % total number of convertible securities of the same	
(I)	(II)	(III)	(IV)	(V)	(VI)=(V)/(III)*100	(VII)	(VIII)	(IX)	(X)	(XI)	(XII)
1	Azim H Premji	93405100	3.79	0	0.00	0.00	0	0.00	0	0.00	0.00
2	Yasmeen A Premji	1062666	0.04	0	0.00	0.00	0	0.00	0	0.00	0.00
3	Rishad Azim Premji	686666	0.03	0	0.00	0.00	0	0.00	0	0.00	0.00
4	Tariq Azim Premji	265000	0.01	0	0.00	0.00	0	0.00	0	0.00	0.00
5	Mr Azim H Premji partner representing Hasham Traders	543765000	22.09	0	0.00	0.00	0	0.00	0	0.00	0.00
6	Mr Azim H Premji partner representing Prazim Traders	541695000	22.00	0	0.00	0.00	0	0.00	0	0.00	0.00
7	Mr Azim H Premji partner representing Zash Traders	540408000	21.95	0	0.00	0.00	0	0.00	0	0.00	0.00
8	Regal Investment Trading Company Pvt. Ltd.	187666	0.01	0	0.00	0.00	0	0.00	0	0.00	0.00
9	Vidya Investment Trading Company Pvt. Ltd.	187666	0.01	0	0.00	0.00	0	0.00	0	0.00	0.00
10	Napean Trading Investment Company Pvt. Ltd.	187666	0.01	0	0.00	0.00	0	0.00	0	0.00	0.00
11	Azim Premji Foundation (I) Pvt. Ltd.	10843333	0.44	0	0.00	0.00	0	0.00	0	0.00	0.00
12	Azim Premji Trust	195187120	7.93	0	0.00	0.00	0	0.00	0	0.00	0.00
	TOTAL :	1927880883	78.31	0	0.00	0.00	0	0.00	0	0.00	0.00

For WIPRO LIMITED,


(V. Ramachandran)
Company Secretary

5/10

(I)(c) Statement showing holding of securities (including shares, warrants, convertible securities) of persons belonging to the category "Public" and holding more than 1% of the total number of shares								
Sr. No.	Name of the shareholder	Number of shares held	Shares as a percentage of total number of shares (i.e., Grant total (A)+(B)+(C) indicated in Statement at para (I)(a) above)	Details of warrants		Details of convertible securities		Total shares (including underlying shares assuming full conversion of warrants and convertible securities) as a % of diluted share capital)
				Number of warrants held	As a % total number of warrants of the same class	Number of convertible securities held	% w.r.t total number of convertible securities of the same class	
1	LIFE INSURANCE CORPORATION OF INDIA	54626003	2.22	0	0.00	0	0.00	0.00
TOTAL :		54626003	2.22	0	0.00	0	0.00	0.00

For WIPRO LIMITED,

(V. Ramachandran)
Company Secretary

(II)(a) STATEMENT SHOWING DETAILS OF DEPOSITORY RECEIPTS (DRS)				
Sr.No.	Type of outstanding DR (ADRs,GDRs,SDRs,etc.)	Number of outstanding DRs	Number of shares underlying outstanding DRs	Shares underlying outstanding DRs as a percentage of total number of shares (i.e., Grand Total (A)+(B)+(C) indicated in Statement at Para(I)(a) above}
	JP MORGAN CHASE BANK, NA (ADRs)	42496224	1.73	
	TOTAL :	42496224	1.73	0

For WIPRO LIMITED,


(V. Ramachandran)
Company Secretary

0/0

(I)(d) STATEMENT SHOWING DETAILS OF LOCKED-IN SHARES"				
SLNO	NAME OF THE SHAREHOLDER	CAT. CODE	NO OF SHARES	PERCENTAGE
	NIL	NIL	0	0
	TOTAL :		0	0

For WIPRO LIMITED,


(V. Ramachandran)
Company Secretary

(1)(c)(ii) Statement showing holding of securities (including shares, warrants, convertible securities) of persons (together with PAC) belonging to the category "Public" and holding more than 5% of the total number of shares of the company								
Sr.No.	Name(s) of the shareholder(s) and the Persons Acting in Concert (PAC) with them	Number of shares held	Shares as a percentage of total number of shares (i.e., Grant total (A)+(B)+(C) indicated in Statement at para (1)(a) above)	Details of warrants		Details of convertible securities		Total shares (including underlying shares assuming full conversion of warrants and convertible securities) as a % of diluted share capital)
				Number of warrants held	As a % total number of warrants of the same class	Number of convertible securities held	% w.r.t total number of convertible securities of the same class	
				0	0.00	0	0.00	0.00
				0	0.00	0	0.00	0.00
				0	0.00	0	0.00	0.00
	TOTAL :	0	0.00	0	0.00	0	0.00	0.00

For **WIPRO LIMITED.**


(V. Ramachandran)
Company Secretary

9/10

(II)(b) Statement showing Holding of Depository Receipts (DRs), where underlying shares held by "Promoter/Promoter group" are in excess of 1% of the total number shares.				
Sr.No.	Name of the DR Holder	Type of outstanding DR (ADRs,GDRs,SDRs, etc.)	Number of shares underlying outstanding DRs	Shares underlying outstanding DRs as a percentage of total number of shares {i.e., Grand Total (A)+(B)+(C) indicated in Statement at para(I)(a) above}
			0	0
	TOTAL :			

***Out of 11406331 equity shares I(A)@ ,Mr. Premji disclaims beneficial ownership of 10,843,333 shares held by Azim Premji Foundation (I) Pvt. Ltd. Mr. Premji also disclaims beneficial ownership of 195,187,120 shares held by Azim Premji Trust**


Mr.Premji is also the Promoter Director of Azim Premji Foundation (I) Pvt.Ltd. These shares include under "Promoter Group"

** 13226600 equity shares are held by Wipro Equity Reward Trust shown under the head "Trust"

***The Shareholding comprises of 39999 shares held by 3 Non Executive Directors & Relatives and 132762 Shares held by 2 Executive Director

These Directors not being Promoter Directors and in as much as they do not exercise any significant control over the company, they are classified under "Any other" category

For WIPRO LIMITED.


(V. Ramachandran)
Company Secretary

10/10