


WIPRO LIMITED
Shareholding pattern as on June 30, 2011 under Clause 35 of the Listing Agreement

(1)(a) Statement showing Shareholding Pattern

NAME OF THE COMPANY : WIPRO LTD		CLASS OF SECURITY : EQUITY	
SCRIP CODE : 507685 & WIPRO		NAME OF THE SCRIP : WIPRO LTD	
QUARTER ENDED : 30/06/2011		CLASS OF SECURITY : EQUITY	
	No. of partly paid-up shares	As a % of total no. of partly paid-up shares	As a % of total no. of shares of the Company
Partly paid-up shares	0	0	0
Held by promoter/promoter group	0	0	0
Held by public	0	0	0
Total	0	0	0
Outstanding convertible securities:			
Held by promoter/promoter group	No. of outstanding securities	As a % of total no. of outstanding securities	As a % of total no. of shares of the Company
Held by public	0	0	0
Total	0	0	0
Warrants:			
Held by promoter/promoter group	No. of warrants	As a % of total no. of warrants	As a % of total no. of shares of the Company,
Held by public	0	0	0
Total	0	0	0
Total paid-up capital of the Company, assuming full conversion of warrants and convertible securities	2455764647 shares of Rs.2/- each		

For WIPRO LIMITED,

N. Ramachandran
Company Secretary

Name of the Company: Wipro Limited		Quarter ended: June 30, 2011	
Scrip Code: Wipro , Class of Shares : Equity and ADS (there is no other class of shares/securities issued by the Company)			

Category code (I)	Category of shareholder (II)	Number of shareholders (III)	Fully paid up shares	Fully paid up Number of shares held in dematerialized form	Total shareholding as a percentage of total number of shares		Shares Pledged or otherwise encumbered
					As a percentage of (A+B)	As a percentage of (A+B+C)	
(A)	Shareholding of Promoter and Promoter Group						
(f1)	Indian						
(b)	Individuals/ Hindu Undivided Family	4	95419432	94,887,432	3.95	3.89	Nil
(b)	Central Government/ State Government(s)	Nil	Nil	Nil	Nil	Nil	
(c)	Bodies Corporate (Promoter in his capacity as Director of Private Limited/Section 25 Companies)	4	11,406,331	11,406,331	0.47	0.46	
(d)	Financial Institutions/ Banks	Nil	Nil	Nil	Nil	Nil	
(e)	Any Other – Partnership firms (Promoter in his capacity as partner of Partnership firms)*	3	1,625,868,000	1,625,868,000	67.34	66.21	
(f)	Trust	1	213,000,000	213,000,000	8.82	8.67	
	Sub-Total (A)(1)	12	1,945,693,763	1,945,161,763	80.59	79.23	Nil
(2)	Foreign						
(a)	Individuals (Non-Resident Individuals/ Foreign Individuals)	Nil	Nil	Nil	Nil	Nil	
(b)	Bodies Corporate	Nil	Nil	Nil	Nil	Nil	
(c)	Institutions	Nil	Nil	Nil	Nil	Nil	
(d)	Any Other (specify)	Nil	Nil	Nil	Nil	Nil	
	Sub-Total (A)(2)	Nil	Nil	Nil	Nil	Nil	
	Total Shareholding of Promoter and Promoter Group (A)= (A)(1)+(A)(2)	12	1,945,693,763	1,945,161,763	80.59	79.23	Nil
(B)	Public Shareholding						
(1)	Institutions						
(a)	Mutual Funds/UTI	164	23140937	23140937	0.98	0.94	NA
(b)	Financial Institutions/ Banks	53	42010817	42010817	1.74	1.71	NA
(c)	Central Government/ State Government(s)	Nil	Nil	Nil	Nil	Nil	
(d)	Venture Capital Funds	Nil	Nil	Nil	Nil	Nil	
(e)	Insurance Companies	4	26594182	26594182	1.10	1.08	
(f)	Foreign Institutional Investors (exclusive of ADR)	296	131887291	131887291	5.46	5.37	
(g)	Foreign Venture Capital Investors	Nil	Nil	Nil	Nil	Nil	
(h)	Any Other (specify)	Nil	Nil	Nil	Nil	Nil	
	Sub-Total (B)(1)	517	223,613,227	223,613,227	9.26	9.11	NA
(2)	Non-Institutions						


For **WIPRO LIMITED,**



(V. Ramachandran)
Company Secretary

(a)	Bodies Corporate	2051	71,231,005	53,823,838	2.95	2.90	
(b)	Individuals -						
(c)	i. Individual shareholders holding nominal share capital up to Rs. 1 lakh.	222733	53052601	51536373	2.20	2.16	
	ii. Individual shareholders holding nominal share capital in excess of Rs. 1 lakh.	255	81836735	52570210	3.39	3.33	
	Any Other (specify)						
	(i) Non resident Indians	4725	23144082	6021068	0.96	0.94	
	(ii) Trusts **						
	(a) Wipro Inc Benefit Trust	1	1,614,671	-	0.07	0.07	
	(b) Other Trust	15	13382409	13382409	0.55	0.54	
	(iii) Non Executive Directors and Executive Directors & Relatives***	5	156,094	156,094	0.01	0.01	
	(iv) Cleaning Members	227	541796	541796	0.02	0.02	
	(v) Foreign Nationals	14	46681	46681	0.00	0.00	
	Sub-Total (B)(2)	230026	245,005,074	178,081,467	10.15	9.99	
	Total Public Shareholding (B)=	230543	469,619,301	401,694,694	19.41	19.08	NA
	(B)(1)+(B)(2)		2,414,313,084	2,346,856,457	100.00	98.31	NA
	TOTAL (A)+(B)	230565					NA
(C)	Shares held by Custodians and against which Depository Receipts have been Issued						NA
	Promoter and Promoter Group						NA
	Public	1	41451583	41451583	1.72	1.69	
	GRAND TOTAL (A)+(B)+(C)	230566	2,455,764,647	2,388,308,040		100	Nil

For WIPRO LIMITED,

 Ramachandran
Company Secretary

1)(b) Statement showing Shareholding of persons belonging to the category "Promoter and Promoter Group"

Sr. No.	Name of the shareholder	Number of shares	Shares as a percentage of total number of shares (i.e., Grand Total (A)+(B)+(C) Indicated in Statement at para (A)(1) above)	Shares Pledged or otherwise encumbered		
				Number (V)	Percentage (VI)=(V)/(III)* 100	As a Percentage total A+B+C of sub-clause (I)(a) (VIII)
(I)	(II)	(III)	(IV)	(V)	(VI)	(VII)
1	Azim H Premji	93,405,100	3.80	Nil	Nil	Nil
2	Yasmeen A. Premji	1,062,666	0.04	Nil	Nil	Nil
3	Rishad Azim Premji	686,666	0.03	Nil	Nil	Nil
4	Tang Azim Premji	285,000	0.01	Nil	Nil	Nil
5	Mr Azim H Premji partner representing Hasham Traders	543765000	22.14	Nil	Nil	Nil
6	Mr Azim H Premji partner representing Prazim Traders	541985000	22.06	Nil	Nil	Nil
7	Mr Azim H Premji partner representing Zash Traders	54048000	22.01	Nil	Nil	Nil
8	Regal Investment Trading Company Pvt. Ltd.	187666	0.01	Nil	Nil	Nil
9	Vidya Investment Trading Company Pvt. Ltd.	187666	0.01	Nil	Nil	Nil
10	Napean Trading Investment Company Pvt. Ltd.	10,843,333	0.44	Nil	Nil	Nil
11	Azim Premji Foundation (I) Pvt. Ltd.	213,000,000	8.67	Nil	Nil	Nil
12	Azim Premji Trust	1,945,693,763	79.23	Nil	Nil	Nil
TOTAL						

1)(c) Statement showing Shareholding of persons belonging to the category "Public" and holding more than 1% of the total number of shares

Sr. No.	Name of the shareholder	Number of shares	Shares as a percentage of total number of shares (i.e., Grand Total (A)+(B)+(C) Indicated in Statement at para (I)(a) above)
1	Life Insurance Corporation of India	25674257	1.05%
	TOTAL	25,874,257	1.05%

1)(d) Statement showing details of locked-in shares

Sr. No.	Name of the shareholder	* Category of Shareholders (Promoters / Public)	Number of locked-in shares	Locked-in shares as a percentage of total number of shares (i.e., Grand Total (A)+(B)+(C) Indicated in Statement at para (I)(a) above)
1	Wipro Inc Benefit Trust (held through trustees for sole beneficiary of Wipro Inc)	Public	403668	0.016
	TOTAL		403668	0.016

* New addition in the format (I) (d) of the Clause

1)(e) Statement showing details of Depository Receipts (DRs)

Sr. No.	Type of outstanding DR (ADRs, GDRs, SDRs, etc.)	Number of outstanding DRs	Number of shares underlying outstanding DRs	Shares underlying outstanding DRs as a percentage of total number of shares (i.e., Grand Total (A)+(B)+(C) Indicated in Statement at para (I)(a) above)
1	American Depository Receipts (Depository - JP Morgan Chase Bank)	41451583	41,451,583	0.00
	TOTAL	41,451,583	41,451,583	0.00

For Wipro Limited,

(Signature)
V. Ramachandran
Company Secretary

(III)(b) Statement showing Holding of Depository Receipts (DRs), where underlying shares are held by promoter/ promoter group in excess of 1% of the total number of shares

Sr. No	Name of the DR Holder	Type of outstanding DR (ADRs, GDRs, SDRs, etc.)	Number of shares underlying outstanding DRs	Shares underlying outstanding DRs as a percentage of total number of shares (i.e., Grand Total (A)+(B)+(C) indicated in Statement at para (I)(a) above)
1	Nil	Nil	Nil	Nil

* Out of 11406331 equity shares shown under I(A)(c), 10843333 equity shares by Azim Premji Foundation (I) Pvt. Ltd.

Mr. Premji is also the Promoter Director of Azim Premji Foundation (I) Pvt. Ltd. These shares included under "Promoter category".

** Out of 13382409 shares held by other Trusts, 13226600 equity shares are held by Wipro Equity Reward Trust.


***The shareholding comprises of 39999 shares held by 3 Non Executive Directors

& relatives and 116095 shares held by 2 Executive Directors and relatives.

These directors not being Promoter Directors and in as much as they do not exercise any significant

control over the company, they are classified under "Any Other" category.

For WIPRO LIMITED,


W. Ramachandran
Company Secretary