


2/9


(1)(a) STATEMENT SHOWING SHAREHOLDING PATTERN IN CLAUSE-35			
NAME OF THE COMPANY: WIPRO LIMITED			
SCRIP CODE:	507685	Name of the Scrip:	
Class of Security:			
QUARTER ENDED:	31/03/2012		
Partly paid-up shares	No. of partly paid-up shares	As a % of total no. of partly paid-up shares	As a % of total no. of shares of the Company.
Held by promoter/promoter group	0	0	0
Held by Public	0	0	0
Total:	0	0	0
Outstanding convertible securities:	No. of outstanding securities	As a % of total no. of outstanding convertible securities.	As a % of total no. of shares of the Company assuming full conversion of the convertible securities
Held by promoter/promoter group	0	0	0
Held by Public	0	0	0
Total:	0	0	0
Warrants:	No. of warrants	As a % of total no. of warrants	As a % of total no. of shares of the Company, assuming full conversion of warrants
Held by promoter/promoter group	0	0	0
Held by Public	0	0	0
Total:	0	0	0
Total paid-up capital of the Company, assuming full conversion of warrants and convertible securities	2458756228	0	100.00

For WIPRO LIMITED,


 (V. Ramachandran)
 Company Secretary

CATEGORY CODE	CATEGORY OF SHAREHOLDER	NO OF SHAREHOLDERS	TOTAL NUMBER OF SHARES	NO OF SHARES HELD IN DEMATERIALIZED FORM	TOTAL SHAREHOLDING AS A % OF TOTAL NO OF SHARES		SHARES PLEDGE OR OTHERWISE ENCUMBERED	
					As a PERCENTAGE of (A+B)	As a PERCENTAGE of (A+B+C)	NUMBER OF SHARES	AS a PERCENTAGE (B)-(VIII)/(IV)*100
(I)	(II)	(III)	(IV)	(V)	(VI)	(VII)	(VIII)	(B)-(VIII)/(IV)*100
(A)	PROMOTER AND PROMOTER GROUP							
(1)	INDIAN							
(a)	Individual /HUF	4	95419432	95419432	3.95	3.88	0	0.00
(b)	Central Government/State Government(s)	0	0	0	0.00	0.00	0	0.00
(c)	Bodies Corporate (Promoter in his capacity as Director of Private Limited/Section 25 Companies)	4	11406331	11406331	0.47	0.45	0	0.00
(d)	Financial Institutions / Banks	0	0	0	0.00	0.00	0	0.00
(e)	Any Other – Partnership firms (Promoter in his capacity as partner of Partnership firms)*	3	1625868000	1625868000	67.27	66.13	0	0.00
(f)	Trusts	1	195187120	195187120	8.08	7.94		
	Sub-Total A(1) :	12	1927880883	1927880883	79.77	78.41	0	0
(2)	FOREIGN							
(a)	Individuals (NRIs/Foreign Individuals)	0	0	0	0.00	0.00	0	0.00
(b)	Bodies Corporate	0	0	0	0.00	0.00	0	0.00
(c)	Institutions	0	0	0	0.00	0.00	0	0.00
(d)	Others	0	0	0	0.00	0.00	0	0.00
	Sub-Total A(2) :	0	0	0	0.00	0.00	0	0.00
	Total A=A(1)+A(2)	12	1927880883	1927880883	79.77	78.41	0	0.00
(B)	PUBLIC SHAREHOLDING							
(1)	INSTITUTIONS							
(a)	Mutual Funds /UTI	202	49882499	49882499	2.06	2.03		
(b)	Financial Institutions /Banks	16	422679	422679	0.02	0.02		
(c)	Central Government / State Government(s)	0	0	0	0.00	0.00		
(d)	Venture Capital Funds	0	0	0	0.00	0.00		
(e)	Insurance Companies	3	33532300	33532300	1.39	1.36		
(f)	Foreign Institutional Investors (exclusive of ADR)	423	163931370	163931370	6.78	6.67		
(g)	Foreign Venture Capital Investors	0	0	0	0.00	0.00		
(h)	Others	0	0	0	0.00	0.00		
	Sub-Total B(1) :	644	247768848	247768848	10.25	10.08		
(2)	NON-INSTITUTIONS							
(a)	Bodies Corporate	1940	69420414	69373245	2.87	2.82		
(b)	Individuals							

For WIPRO LIMITED.


 (V. Ramachandran)
 Company Secretary

4/9

CATEGORY CODE	CATEGORY OF SHAREHOLDER	NO OF SHAREHOLDERS	TOTAL NUMBER OF SHARES	NO OF SHARES HELD IN DEMATERIALIZED FORM	TOTAL SHAREHOLDING AS A % OF TOTAL NO OF SHARES		SHARES PLEDGE OR OTHERWISE ENCUMBERED	
					AS a PERCENTAGE of (A+B)	As a PERCENTAGE of (A+B+C)	NUMBER OF SHARES	AS a PERCENTAGE (IX)=(VIII)/(IV)*100
(I)	(II)	(III)	(IV)	(V)	(VI)	(VII)	(VIII)	(IX)=(VIII)/(IV)*100
	(i) Individuals holding nominal share capital upto Rs.1 lakh	219336	51531870	50169680	2.13	2.10		
	(ii) Individuals holding nominal share capital in excess of Rs.1 lakh	251	79294900	51216875	3.28	3.23		
(c)	Others					0.00		
	NON RESIDENT INDIANS	4652	23381102	6258088	0.97	0.95		
	TRUSTS**							
	(a) Wipro Inc Benefit Trust (Trustee Venugopalan Kesavan & Ananthasiven Murali)	1	1614671	1614671	0.07	0.07		
	(b) Wipro Equity Reward Trust	1	13226600	13226600	0.55	0.54		
	(c) Other Trust	17	193440	193440	0.01	0.01		
	Non Executive Directors and Executive Directors & Relatives***	5	156094	156094	0.01	0.01		
	CLEARING MEMBERS	284	2269484	2269484	0.09	0.09		
	FOREIGN NATIONALS	14	53112	53112	0.00	0.00		
	Sub-Total B(2) :	226501	241141687	194531289	9.96	9.81		
	Total B=B(1)+B(2) :	227145	488910535	442300137	20.23	19.88		
	Total (A+B) :	227157	2416791418	2370181020	100.00	98.29		
(C)	Shares held by custodians, against which Depository Receipts have been issued							
(1)	Promoter and Promoter Group							
(2)	Public	1	41964810	41964810	1.71	1.71		
	GRAND TOTAL (A+B+C) :	227156	2458756228	242145830		100.00	0	0.00


For WIPRO LIMITED



(V. Ramachandran)
Company Secretary

(i)(b) Statement showing holding of securities (including shares, warrants, convertible securities) of persons belonging to the category "Promoter and Promoter Group"											
Sr.No	Name of the Shareholder	Details of Shares held		Encumbered shares (*)			Details of Warrants		Details of convertible securities		Total Shares (including underlying shares assuming full conversion of warrants and convertible securities) as a % of diluted share capital
		No. of Shares held	As a % of grand total (A)+(B)+(C)	Pledge Shares	AS a percentage	AS a % of grand total (A) + (B) + (C) of sub-class (I)(a)	Number of warrants held	As a % total number of warrants of the same class	Number of convertible securities held	As a % total number of convertible securities of the same class	
(i)	(ii)	(iii)	(iv)	(v)	(vi)=(v)/(iii)*100	(vii)	(viii)	(ix)	(x)	(xi)	(xii)
1	Azim H Premji	93405100	3.80	0	0.00	0.00	0	0.00	0	0.00	0.00
2	Yasmeen A Premji	1062666	0.04	0	0.00	0.00	0	0.00	0	0.00	0.00
3	Rishad Azim Premji	686666	0.03	0	0.00	0.00	0	0.00	0	0.00	0.00
4	Tariq Azim Premji	265000	0.01	0	0.00	0.00	0	0.00	0	0.00	0.00
5	Mr Azim H Premji partner representing Hasham Traders	543765000	22.12	0	0.00	0.00	0	0.00	0	0.00	0.00
6	Mr Azim H Premji partner representing Prazim Traders	541695000	22.04	0	0.00	0.00	0	0.00	0	0.00	0.00
7	Mr Azim H Premji partner representing Zash Traders	540408000	21.98	0	0.00	0.00	0	0.00	0	0.00	0.00
8	Regal Investment Trading Company Pvt. Ltd.	187666	0.01	0	0.00	0.00	0	0.00	0	0.00	0.00
9	Vidya Investment Trading Company Pvt. Ltd.	187666	0.01	0	0.00	0.00	0	0.00	0	0.00	0.00
10	Napean Trading Investment Company Pvt. Ltd.	187666	0.01	0	0.00	0.00	0	0.00	0	0.00	0.00
11	Azim Premji Foundation (I) Pvt. Ltd.	10843333	0.44	0	0.00	0.00	0	0.00	0	0.00	0.00
12	Azim Premji Trust	195187120	7.94	0	0.00	0.00	0	0.00	0	0.00	0.00
	TOTAL :	1927880883	78.43	0	0.00	0.00	0	0.00	0	0.00	0.00

For WIPRO LIMITED,


(V. Ramachandran)
Company Secretary

(f)(c) Statement showing holding of securities (including shares, warrants, convertible securities) of persons (together with PAC) belonging to the category "Public" and holding more than 5% of the total number of shares								
Sr.No.	Name(s) of the shareholder(s) and the Persons Acting in Concert (PAC) with them	Number of shares held	Shares as a percentage of total number of shares (i.e., Grant total (A)+(B)+(C) indicated in Statement at para (f)(a) above)	Details of warrants		Details of convertible securities		Total shares (including underlying shares assuming full conversion of warrants and convertible securities) as a % of diluted share capital)
				Number of warrants held	As a % total number of warrants of the same class	Number of convertible securities held	% w.r.t total number of convertible securities of the same class	
				0	0.00	0	0.00	0.00
				0	0.00	0	0.00	0.00
				0	0.00	0	0.00	0.00
	TOTAL :	0	0.00	0	0.00	0	0.00	0.00

For WIPRO LIMITED,


(V. Ramachandran)
Company Secretary

(U)(c)(i) Statement showing holding of securities (including shares, warrants, convertible securities) of persons belonging to the category "Public" and holding more than 1% of the total number of shares								
Sr.No.	Name of the shareholder	Number of shares held	Shares as a percentage of total number of shares (i.e., Grant total (A)+(B)+(C) indicated in Statement at para (U)(a) above)	Details of warrants		Details of convertible securities		Total shares (including underlying shares assuming full conversion of warrants and convertible securities) as a % of diluted share capital
				Number of warrants held	As a % total number of warrants of the same class	Number of convertible securities held	% w.r.t total number of convertible securities of the same class	
1	LIFE INSURANCE CORPORATION OF INDIA	32947882	1.34	0	0.00	0	0.00	0.00
TOTAL :		32947882	1.34	0	0.00	0	0.00	0.00

For WIPRO LIMITED,


(V. Ramachandran)
Company Secretary

(1)(d)	STATEMENT SHOWING DETAILS OF LOCKED-IN SHARES"			
SLNO	NAME OF THE SHAREHOLDER	CAT. CODE	NO OF SHARES	PERCENTAGE
	Wipro Inc Benefit Trust (Trustee Venugopalan Kesavan & Ananthasivan Murali)	Public	403668	0.02
	TOTAL :		403668	0.02

For WIPRO LIMITED,

(V. Ramachandran)
Company Secretary

(II)(a) STATEMENT SHOWING DETAILS OF DEPOSITORY RECEIPTS (DRS)				
Sr.No.	Type of outstanding DR (ADRs,GDRs,SDRs,etc.)	Number of outstanding DRS	Number of shares underlying outstanding DRS	Shares underlying outstanding DRS as a percentage of total number of shares (i.e., Grand Total (A)+(B)+(C) indicated in Statement at Para(I)(a) above)
	JP MORGAN CHASE BANK, NA ADR ACCOUNT	41964810	41964810	1.71
	TOTAL :	41964810	41964810	1.71

* out of 11406331 equity shares under I(A)© , 10843333 equity shares by Azim Premji Foundation (I) Pvt.Ltd

Mr. Premji is also the promoter Director of Azim Premji Foundation(I) Pvt Ltd. These shares include under " Promoter Group"

** out of 13420040 shares held by other Trusts, 13226600 equity shares are held by Wipro Equity Reward Trust.

*** The Shareholding comprises of 39999 shares held by 3 Non Executive Directors & Relative and 116095 shares held by 2 Executive Director These directors not being Promoter Directors and in as much as they do not exercise any significant control over the company, they are classified under "Any other" category.

lg

For WIPRO LIMITED



(V. Ramachandran,
Company Secretary